

# Booklet



Adria International Raceway - Ro - 21/22 Aprile 2018



### Adria International Raceway - Ro - 21/22 Aprile 2018

## 2<sup>a</sup> Divisione

### Race 2 Assoluta (R1)

### RISULTATI DEFINITIVI

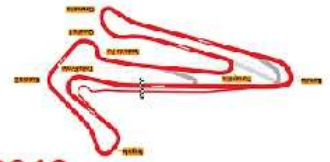
Rnk	No.	Entrant	Nation	Driver 2	Nation	Time	Laps	Gap	Interv.	Best Lap	Class	Car
1	145	Billo Massimo		<b>Billo Massimo</b>		25:19.924	16			1:30.944	Clio RS Cup	Renault Clio RS Cup
2	▲ <sup>4</sup> 147	Dalla Bona Andrea		<b>Dalla Bona Andrea</b>		25:22.935	16	<b>3.011</b>	3.011	1:30.996	Clio RS Cup	Renault Clio RS Cup
3	▲ <sup>2</sup> 94	Billo Gianfranco		<b>Billo Gianfranco</b>		25:36.286	16	<b>16.362</b>	13.351	1:31.974	Turismo 4	Peugeot 206 RC
4	▲ <sup>3</sup> 93	Bommartini Matteo		<b>Accorsi Lorenzo</b>		25:52.269	16	<b>32.345</b>	15.983	1:32.810	Turismo 4	Honda Civic
5	▼ <sup>5</sup> 146	Beltrami Mario		<b>Beltrami Mario</b>		26:01.790	16	<b>41.866</b>	9.521	1:31.654	Clio RS Cup	Renault Clio RS Cup
6	▲ <sup>3</sup> 170	Cruciani Eliseo		<b>Cruciani Eliseo</b>		26:32.398	16	<b>1:12.474</b>	30.608	1:35.392	1.6 Plus	Citroen Saxo 1.6
7	▲ <sup>12</sup> 76	Gallo Luigi		<b>Bosi Stefano</b>		26:48.452	16	<b>1:28.528</b>	16.054	1:35.786	Turismo 3	Mini Cooper S
8	▲ <sup>3</sup> 92	Tibiletti Marco		<b>Tibiletti Marco</b>		27:11.710	16	<b>1:51.786</b>	23.258	1:36.792	Turismo 4	Honda Civic
9	▲ <sup>1</sup> 115	Fabris Ivan		<b>Fabris Pietro</b>		25:35.832	15	<b>1 Lap</b>	1 Lap	1:37.892	Turismo 5	Citroen Saxo
10	▲ <sup>2</sup> 126	Scocco Tonino		<b>Scocco Tonino</b>		25:40.165	15	<b>1 Lap</b>	4.333	1:38.440	Turismo 6	Peugeot 106 1.3
11	▲ <sup>4</sup> 131	Malavolta Alessandro		<b>Malavolta Alessandro</b>		26:00.397	15	<b>1 Lap</b>	20.232	1:39.292	Turismo 6	Peugeot 106
12	▲ <sup>2</sup> 127	Caproni Fabrizio		<b>Caproni Fabrizio</b>		26:08.632	15	<b>1 Lap</b>	8.235	1:40.478	Turismo 6	Peugeot 106
13	▲ <sup>4</sup> 171	Massaini Fabrizio		<b>Benvenuti Mario</b>		26:29.218	15	<b>1 Lap</b>	20.586	1:41.635	1.6 Plus	Citroen Saxo
14	▲ <sup>2</sup> 130	Re Luca		<b>Re Luca</b>		26:36.170	15	<b>1 Lap</b>	6.952	1:40.493	Turismo 6	Peugeot 106
▼ <sup>12</sup>	142	Dragani Gianluca		<b>Giani Andrea</b>		9:02.190	5	<b>11 Laps</b>	10 Laps	1:37.537	Clio RS Cup	Renault Clio RS Cup
<b>Not Classified</b>												
	91	Tsunami		<b>Kopylets Paulo</b>		5:52.672	3	<b>Retired</b>		1:38.411	Turismo 4	Ford Fiesta 1.6
	129	Amendolagine Fausto		<b>Amendolagine Fausto</b>		4:32.305	2	<b>Retired</b>		2:27.453	Turismo 6	Peugeot 106 1.3
	128	Moltoni Ivan		<b>Moltoni Ivan</b>				<b>DNS</b>			Turismo 6	Peugeot 106
	143	Tablò Fabrizio Paolo		<b>Luzio Luigi</b>				<b>DNS</b>			Clio RS Cup	Renault Clio 2.0

Leaders : No.145 Billo Massimo Billo Massimo (1-16)

Best Lap : No.145 Billo Massimo Billo Massimo 1:30.944 106,95 Kph

Event Record : No.145 Billo Massimo Billo Massimo 1:29.745 108,38 Kph

Weather : Sunny Air : 24°C Track : Dry



### Adria International Raceway - Ro - 21/22 Aprile 2018

## 2<sup>A</sup> Divisione

### Race 2 Assoluta (R1)

### Lap Chart

For information purposes. No official / regulatory value

	1	2	3	4	5	6	7	8	9	10	11	12	13	14	15	16	17	18	19
Grid	<del>145</del>	<del>146</del>	<del>142</del>	<del>143</del>	<del>94</del>	<del>147</del>	<del>94</del>	<del>94</del>	<del>170</del>	<del>145</del>	<del>92</del>	<del>126</del>	<del>129</del>	<del>127</del>	<del>131</del>	<del>130</del>	<del>171</del>	<del>128</del>	<del>76</del>
Start																			
Lap 1 Interval	145	146 0.0	142 0.5	94 0.3	147 0.0	93 0.3	91 0.0	170 0.3	115 0.2	92 0.4	126 0.0	127 0.3	129 0.2	131 0.1	130 0.5	171 0.5	76 1.4		
Lap 2	145	146 1.6	94 1.0	147 0.7	93 1.9	170 1.5	91 0.3	142 2.0	126 1.3	115 1.1	92 0.8	76 0.5	127 1.7	131 0.4	130 0.6	171 1.2	<del>129</del> 16.4		
Lap 3	145	146 1.5	94 1.9	147 0.1	93 3.4	170 3.3	142 5.5	126 2.6	115 0.2	76 0.9	92 0.9	<del>94</del> 1.4	131 0.5	127 1.3	130 3.2	171 0.3			
Lap 4	145	146 2.0	147 1.7	94 1.2	93 3.4	170 6.6	142 7.6	115 2.6	76 0.7	126 1.3	92 0.5	131 2.8	127 2.7	171 4.7	130 0.7				
Lap 5	145	146 2.3	147 0.6	94 2.2	93 4.3	170 10.5	<del>142</del> 8.3	76 2.9	115 1.0	92 1.3	126 1.4	131 3.5	127 3.8	171 5.6	130 1.4				
Lap 6	145	146 3.0	147 0.2	94 3.4	93 5.5	170 12.8	76 12.1	115 2.2	92 1.3	126 1.9	131 4.8	127 4.9	171 6.7	130 2.7					
Lap 7	145	147 3.0	146 1.6	94 2.8	93 6.8	170 15.3	76 13.8	92 2.7	115 1.1	126 2.2	131 6.1	127 5.5	171 8.3	130 3.1					
Lap 8	145	147 2.9	146 4.0	94 1.5	93 8.1	170 17.4	76 15.0	92 2.8	115 2.7	126 2.3	131 7.7	127 5.9	171 9.2	130 3.6					
Lap 9	145	147 3.1	146 4.9	94 1.8	93 9.1	170 19.2	76 15.5	92 4.0	115 4.1	126 2.4	131 9.1	127 6.5	171 11.0	130 9.0					
Lap 10	145	147 3.4	146 6.1	94 1.7	93 9.9	170 21.4	76 16.2	92 5.2	115 4.9	126 3.4	131 10.7	127 6.3	171 16.0	130 12.7					
Lap 11	145	147 3.2	146 8.1	94 0.6	93 11.4	170 24.2	76 15.8	92 6.0	115 6.1	126 4.9	131 11.4	127 6.6	171 18.0	130 11.4					
Lap 12	145	147 3.2	94 9.4	146 5.6	93 6.7	170 26.5	76 15.9	92 7.6	115 8.4	126 4.5	131 12.9	127 7.0	171 19.1	130 11.2					
Lap 13	145	147 2.8	94 10.3	146 8.1	93 5.2	170 29.8	76 15.6	92 8.5	115 10.3	126 5.0	131 14.0	127 8.0	171 19.3	130 9.7					
Lap 14	145	147 2.8	94 10.9	146 10.6	93 3.7	170 33.2	76 15.7	92 8.7	115 13.6	126 4.3	131 16.5	127 9.7	171 18.6	130 8.0					
Lap 15	145	147 3.0	94 12.4	93 14.7	146 6.9	170 30.0	76 15.9	92 8.5	<del>145</del> 16.2	<del>126</del> 4.3	<del>131</del> 20.2	<del>127</del> 8.2	<del>171</del> 20.5	<del>130</del> 6.9					
Lap 16	145	147 3.0	94 13.3	93 15.9	146 9.5	170 30.6	76 16.0	92 23.2											



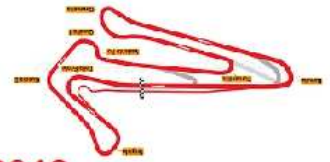
### Adria International Raceway - Ro - 21/22 Aprile 2018

## 2<sup>A</sup> Divisione

### Race 2 Assoluta (R1) Analysis

For information purposes. No official / regulatory value

Laps	Sector 1	Sector 2	Sector 3	Lap Time	Laps	Sector 1	Sector 2	Sector 3	Lap Time	Laps	Sector 1	Sector 2	Sector 3	Lap Time										
<b>No.76 Bosi Stefano Gallo Luigi</b>																								
1	54.138			2:28.513	10	37.834			1:32.569	7	42.670			1:42.422										
2	40.548			1:39.986	11	37.797			1:32.299	8	42.643	28.376	31.165	1:42.184										
3	39.726			1:38.491	12	37.632			1:32.454	9	43.449	31.326	32.991	1:47.766										
4	40.183			1:37.812	13	37.784			1:32.252	10	46.131			1:49.333										
5	39.794			1:37.059	14	37.666			1:32.068	11	42.215			1:41.378										
6	39.620			1:36.688	15	38.093			1:33.266	12	42.844			1:42.092										
7	40.430			1:37.830	16	37.847			1:32.842	13	41.929			1:40.493										
8	40.351			1:36.940	<b>No.115 Fabris Pietro Fabris Ivan</b>																			
9	39.511			1:35.855	1				2:29.368	14	42.005			1:41.053										
10	39.767			1:36.197	2				1:42.389	15	42.139	28.954	31.809	1:42.902										
11	39.680			1:36.289	3				1:38.877	<b>No.131 Malavolta Alessandro Malavolta Alessandro</b>														
12	39.831			1:35.786	4				1:38.000	1	55.675	45.832	45.825	2:27.332										
13	39.169			1:36.259	5				1:38.847	2	43.031	29.913	31.742	1:44.686										
14	40.080			1:36.576	6				1:37.892	3	41.114			1:39.292										
15	40.062			1:37.490	7				1:39.571	4	41.220			1:39.503										
16	40.829			1:37.406	8				1:38.515	5	41.264			1:39.704										
<b>No.91 Kopylets Paulo Polianenko Anton</b>																								
1	55.975	46.179	47.731	2:29.885	9				1:38.583	6	41.062			1:39.689										
2	42.501	27.028	28.882	1:38.411	10				1:38.116	7	41.265			1:39.811										
3	38.767	32.452	35.633	1:46.852	11				1:38.316	8	41.354			1:40.317										
					12				1:39.688	9	41.328			1:39.979										
					13				1:39.058	10	41.551			1:40.761										
					14				1:40.096	11	41.494			1:40.445										
					15				1:39.860	12	41.781			1:40.769										
<b>No.92 Tibiletti Marco Sturla Pierluigi</b>																								
1	55.600			2:29.153	<b>No.126 Scocco Tonino Scocco Tonino</b>																			
2	42.776			1:42.821	1				2:29.086	13	41.500			1:40.742										
3	39.956			1:39.956	2				1:40.695	14	41.902			1:41.854										
4	40.229			1:38.660	3				1:39.853	15	42.723			1:43.559										
5	40.098			1:37.624	4				1:40.307	<b>No.142 Gian Andrea Dragani Gianluca</b>														
6	39.915			1:37.891	5				1:39.528	1	55.531			2:30.075										
7	39.938			1:37.046	6				1:38.440	2	43.148			1:41.290										
8	39.891			1:36.965	7				1:38.515	3	40.470			1:38.603										
9	39.774			1:37.118	8				1:38.638	4	40.497			1:38.203										
10	39.904			1:37.339	9				1:38.620	5	40.362			1:37.537										
11	39.808			1:37.071	10				1:39.128	<b>No.145 Billo Massimo Billo Massimo</b>														
12	39.811			1:37.379	11				1:39.128	1	54.343			2:29.961										
13	39.878			1:37.220	12				1:39.288	2	38.703			1:32.572										
14	39.686			1:36.792	13				1:39.288	3	37.405			1:31.817										
15	39.855			1:37.219	14				1:39.604	4	37.411			1:31.473										
16	40.559			1:52.158	15				1:39.346	5	37.549			1:31.794										
					16				1:39.889	6	37.311			1:30.944										
<b>No.93 Accorsi Lorenzo Bommartini Matteo</b>																								
1	55.787	46.034	47.913	2:29.734	<b>No.127 Caprioni Fabrizio Caprioni Fabrizio</b>																			
2	40.500			1:36.509	1	55.958	46.454	46.203	2:28.615	7	37.332			1:31.494										
3	38.130			1:33.640	2	43.022	30.299	31.283	1:44.604	8	37.043			1:31.233										
4	37.983			1:32.847	3	42.096	28.281	30.766	1:41.143	9	37.438			1:31.296										
5	37.681			1:32.810	4	41.933	28.156	30.746	1:40.835	10	36.863			1:31.131										
6	37.617			1:33.687	5	41.805	28.138	30.858	1:40.801	11	37.401			1:31.572										
7	37.886			1:33.608	6	41.877	28.194	30.702	1:40.773	12	37.421			1:31.878										
8	37.859			1:33.527	7	41.455	28.173	30.850	1:40.478	13	37.433			1:31.722										
9	37.857			1:33.636	8	41.804	28.128	30.771	1:40.703	14	37.154			1:31.435										
10	38.116			1:33.353	9	41.632	28.124	30.838	1:40.594	15	37.546			1:31.554										
11	37.930			1:33.843	10	41.670	28.077	30.800	1:40.547	16	37.625			1:32.041										
12	38.006			1:33.350	11	41.639	28.389	30.669	1:40.697	<b>No.146 Beltrami Mario Beltrami Mario</b>														
13	37.932			1:33.300	12	41.872	28.573	30.793	1:41.238	1	55.239			2:29.976										
14	37.965			1:33.051	13	42.126	28.671	30.958	1:41.755	2	39.315			1:34.198										
15	38.351			1:33.661	14	42.693	29.607	31.213	1:43.513	3	37.310			1:31.691										
16	38.299			1:34.049	15	42.148	28.467	31.432	1:42.047	4	37.442			1:31.989										
<b>No.94 Billo Gianfranco Billo Gianfranco</b>																								
1	55.559	46.126	48.402	2:30.087	<b>No.129 Amendolagine Fausto Amendolagine Fausto</b>																			
2	39.165			1:34.299	1	54.928	45.906	46.619	2:27.453	5	37.613			1:32.061										
3	37.438			1:32.661	2	47.445			2:03.139	6	37.251			1:31.654										
4	38.221			1:33.010	<b>No.130 Re Luca Sbei Matteo</b>																			
5	37.496			1:31.974	1	55.710	45.616	46.007	2:27.333	7	37.996			1:33.177										
6	37.575			1:32.470	2	44.065	29.199	31.518	1:44.782	8	38.234			1:33.523										
7	37.500			1:32.324	3	42.296			1:43.320	9	37.718			1:32.392										
8	37.617			1:32.231	4	42.589			1:43.042	10	37.922			1:32.619										
9	37.672			1:32.632	5	42.642			1:42.400	11	37.991			1:33.421										
					6	42.500			1:43.194	12	38.224			1:38.720										
										13	38.364			1:34.760										
										14	38.270			1:34.558										
										15	38.800			1:44.343										
										16	38.831			1:36.665										



### Adria International Raceway - Ro - 21/22 Aprile 2018

## 2<sup>a</sup> Divisione

### Race 2 Assoluta (R1) Analysis

For information purposes. No official / regulatory value

Laps	Sector 1	Sector 2	Sector 3	Lap Time
<b>No.147 Dalla Bona Andrea Dalla Bona Andrea</b>				
1	55.805			2:30.014
2	40.976			1:34.924
3	37.132			1:32.131
4	37.668			1:31.559
5	37.210			1:30.996
6	37.006			1:31.270
7	37.599			1:31.261
8	37.440			1:31.134
9	37.483			1:31.445
10	37.453			1:31.447
11	37.256			1:31.371
12	37.579			1:31.837
13	37.399			1:31.328
14	37.385			1:31.515
15	37.327			1:31.722
16	37.612			1:31.985
<b>No.170 Cruciani Eliseo Cruciani Eliseo</b>				
1	55.749	46.263	47.476	2:29.488
2	41.186	26.796	29.791	1:37.773
3	38.936	26.502	29.954	1:35.392
4	39.118	26.895	30.096	1:36.109
5	39.385	27.034	30.382	1:36.801
6	39.226	26.821	29.846	1:35.893
7	39.226	26.813	30.083	1:36.122
8	38.965	26.842	29.880	1:35.687
9	39.162	26.586	29.669	1:35.417
10	38.827	26.737	29.950	1:35.514
11	39.016	27.511	30.126	1:36.653
12	39.092	26.883	29.683	1:35.658
13	39.456	26.953	30.192	1:36.601
14	39.387	27.049	29.998	1:36.434
15	39.718	27.328	30.315	1:37.361
16	40.575	27.065	29.615	1:37.255
<b>No.171 Benvenuti Mario Massaini Fabrizio</b>				
1				2:27.538
2				1:45.500
3				1:42.342
4				1:41.978
5				1:41.719
6				1:41.880
7				1:42.044
8				1:41.635
9				1:42.360
10				1:45.631
11				1:42.684
12				1:42.295
13				1:42.021
14				1:42.719
15				1:44.030






















### Adria International Raceway - Ro - 21/22 Aprile 2018

2<sup>a</sup> Divisione

Race 2 Assoluta (R1)

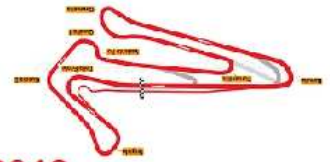
Subject to scrutineering & sporting investigations

Starting Grid

				<b>10</b>	<b>76 Bosi Stefano</b> Mini Cooper S Turismo 3	
<b>128 Moltoni Ivan</b> Peugeot 106 Turismo 6			<b>9</b>	<b>171 Benvenuti Mario</b> Citroen Saxo 1.6 Plus		
<b>130 Re Luca</b> Peugeot 106 Turismo 6			<b>8</b>	<b>131 Malavolta Alessandro</b> Peugeot 106 Turismo 6		
<b>127 Caprioni Fabrizio</b> Peugeot 106 Turismo 6			<b>7</b>	<b>129 Amendolagine Fausto</b> Peugeot 106 1.3 Turismo 6		
<b>126 Scocco Tonino</b> Peugeot 106 1.3 Turismo 6			<b>6</b>	<b>92 Tibiletti Marco</b> Honda Civic Turismo 4		
<b>115 Fabris Pietro</b> Citroen Saxo Turismo 5			<b>5</b>	<b>170 Cruciani Eliseo</b> Citroen Saxo 1.6 1.6 Plus		
<b>91 Kopylets Paulo</b> Ford Fiesta 1.6 Turismo 4			<b>4</b>	<b>93 Accorsi Lorenzo</b> Honda Civic Turismo 4		
<b>147 Dalla Bona Andrea</b> Renault Clio RS Cup Clio RS Cup			<b>3</b>	<b>94 Billo Gianfranco</b> Peugeot 206 RC Turismo 4		
<b>143 Luzio Luigi</b> Renault Clio 2.0 Clio RS Cup			<b>2</b>	<b>142 Giani Andrea</b> Renault Clio RS Cup Clio RS Cup		
<b>146 Beltrami Mario</b> Renault Clio RS Cup Clio RS Cup			<b>1</b>	<b>145 Billo Massimo</b> Renault Clio RS Cup Clio RS Cup		

POLE POSITION





### Adria International Raceway - Ro - 21/22 Aprile 2018

## 2<sup>a</sup> Divisione

### Race 2 (R2) RISULTATI DEFINITIVI

Document 10.1 OFFICIAL

Rnk	No.	Entrant	Nation	Driver 2	Nation	Time	Laps	Gap	Interv.	Best Lap	Class	Car
<b>1.6 Plus</b>												
1	=	170	ITA	Cruciani Eliseo	ITA	26:32.398	16			1:35.392	1.6 Plus	Citroen Saxo 1.6
2	=	171	ITA	Massaini Fabrizio	ITA	26:29.218	15	1 Lap	1 Lap	1:41.635	1.6 Plus	Citroen Saxo

Non Classificato

<b>Clio RS Cup</b>												
1	=	145	ITA	Billo Massimo	ITA	25:19.924	16			1:30.944	Clio RS Cup	Renault Clio RS Cup
2	▲	147	ITA	Dalla Bona Andrea	ITA	25:22.935	16	3.011	3.011	1:30.996	Clio RS Cup	Renault Clio RS Cup
3	▼	146	ITA	Beltrami Mario	ITA	26:01.790	16	41.866	38.855	1:31.654	Clio RS Cup	Renault Clio RS Cup

Non Classificato

▼		142	ITA	Dragani Gianluca	ITA	9:02.190	5	11 Laps	11 Laps	1:37.537	Clio RS Cup	Renault Clio RS Cup
<b>Not Classified</b>												
		143	ITA	Tablò Fabrizio Paolo	ITA			DNS			Clio RS Cup	Renault Clio 2.0

<b>Turismo 3</b>												
=		76	ITA	Gallo Luigi	ITA	26:48.452	16			1:35.786	Turismo 3	Mini Cooper S

<b>Turismo 4</b>												
1	=	94	ITA	Billo Gianfranco	ITA	25:36.286	16			1:31.974	Turismo 4	Peugeot 206 RC
2	=	93	ITA	Bommartini Matteo	ITA	25:52.269	16	15.983	15.983	1:32.810	Turismo 4	Honda Civic
3	▲	92	ITA	Tibiletti Marco	ITA	27:11.710	16	1:35.424	1:19.441	1:36.792	Turismo 4	Honda Civic

Non Classificato

<b>Not Classified</b>												
		91	UKR	Tsunami	UKR	5:52.672	3	Retired		1:38.411	Turismo 4	Ford Fiesta 1.6

<b>Turismo 5</b>												
=		115	ITA	Fabris Ivan	ITA	25:35.832	15			1:37.892	Turismo 5	Citroen Saxo

<b>Turismo 6</b>												
1	=	126	ITA	Scocco Tonino	ITA	25:40.165	15			1:38.440	Turismo 6	Peugeot 106 1.3
2	▲	131	ITA	Malavolta Alessandro	ITA	26:00.397	15	20.232	20.232	1:39.292	Turismo 6	Peugeot 106
3	=	127	ITA	Caproni Fabrizio	ITA	26:08.632	15	28.467	8.235	1:40.478	Turismo 6	Peugeot 106
4	▲	130	ITA	Re Luca	ITA	26:36.170	15	56.005	27.538	1:40.493	Turismo 6	Peugeot 106

Non Classificato

<b>Not Classified</b>												
		129	ITA	Amendolagine Fausto	ITA	4:32.305	2	Retired		2:27.453	Turismo 6	Peugeot 106 1.3
		128	ITA	Moltoni Ivan	ITA			DNS			Turismo 6	Peugeot 106

Leaders : No.145 Billo Massimo Billo Massimo (1-16)

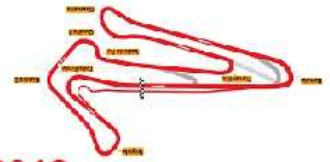
Start Time : 22/04 - 14:58:37

Best Lap : No.145 Billo Massimo Billo Massimo 1:30.944 106,95 Kph

Weather : Sunny Air : 24°C Track : Dry

Event Record : No.145 Billo Massimo Billo Massimo 1:29.745 108,38 Kph





### Adria International Raceway - Ro - 21/22 Aprile 2018

## 2<sup>A</sup> Divisione

### Race 2 (R2) Lap Chart

For information purposes. No official / regulatory value

	1	2	3	4	5	6	7	8	9	10	11	12	13	14	15	16	17	18	19
Grid	<del>145</del>	<del>146</del>	<del>142</del>	<del>143</del>	<del>94</del>	<del>147</del>	<del>94</del>	<del>94</del>	<del>140</del>	<del>145</del>	<del>92</del>	<del>126</del>	<del>129</del>	<del>127</del>	<del>131</del>	<del>130</del>	<del>141</del>	<del>128</del>	<del>76</del>
Start																			
Lap 1 Interval	145	146 0.0	142 0.5	94 0.3	147 0.0	93 0.3	91 0.0	170 0.3	115 0.2	92 0.4	126 0.0	127 0.3	129 0.2	131 0.1	130 0.5	171 0.5	76 1.4		
Lap 2	145	146 1.6	94 1.0	147 0.7	93 1.9	170 1.5	91 0.3	142 2.0	126 1.3	115 1.1	92 0.8	76 0.5	127 1.7	131 0.4	130 0.6	171 1.2	<del>129</del> 16.4		
Lap 3	145	146 1.5	94 1.9	147 0.1	93 3.4	170 3.3	142 5.5	126 2.6	115 0.2	76 0.9	92 0.9	<del>94</del> 1.4	131 0.5	127 1.3	130 3.2	171 0.3			
Lap 4	145	146 2.0	147 1.7	94 1.2	93 3.4	170 6.6	142 7.6	115 2.6	76 0.7	126 1.3	92 0.5	131 2.8	127 2.7	171 4.7	130 0.7				
Lap 5	145	146 2.3	147 0.6	94 2.2	93 4.3	170 10.5	<del>142</del> 8.3	76 2.9	115 1.0	92 1.3	126 1.4	131 3.5	127 3.8	171 5.6	130 1.4				
Lap 6	145	146 3.0	147 0.2	94 3.4	93 5.5	170 12.8	76 12.1	115 2.2	92 1.3	126 1.9	131 4.8	127 4.9	171 6.7	130 2.7					
Lap 7	145	147 3.0	146 1.6	94 2.8	93 6.8	170 15.3	76 13.8	92 2.7	115 1.1	126 2.2	131 6.1	127 5.5	171 8.3	130 3.1					
Lap 8	145	147 2.9	146 4.0	94 1.5	93 8.1	170 17.4	76 15.0	92 2.8	115 2.7	126 2.3	131 7.7	127 5.9	171 9.2	130 3.6					
Lap 9	145	147 3.1	146 4.9	94 1.8	93 9.1	170 19.2	76 15.5	92 4.0	115 4.1	126 2.4	131 9.1	127 6.5	171 11.0	130 9.0					
Lap 10	145	147 3.4	146 6.1	94 1.7	93 9.9	170 21.4	76 16.2	92 5.2	115 4.9	126 3.4	131 10.7	127 6.3	171 16.0	130 12.7					
Lap 11	145	147 3.2	146 8.1	94 0.6	93 11.4	170 24.2	76 15.8	92 6.0	115 6.1	126 4.9	131 11.4	127 6.6	171 18.0	130 11.4					
Lap 12	145	147 3.2	94 9.4	146 5.6	93 6.7	170 26.5	76 15.9	92 7.6	115 8.4	126 4.5	131 12.9	127 7.0	171 19.1	130 11.2					
Lap 13	145	147 2.8	94 10.3	146 8.1	93 5.2	170 29.8	76 15.6	92 8.5	115 10.3	126 5.0	131 14.0	127 8.0	171 19.3	130 9.7					
Lap 14	145	147 2.8	94 10.9	146 10.6	93 3.7	170 33.2	76 15.7	92 8.7	115 13.6	126 4.3	131 16.5	127 9.7	171 18.6	130 8.0					
Lap 15	145	147 3.0	94 12.4	93 14.7	146 6.9	170 30.0	76 15.9	92 8.5	<del>145</del> 16.2	<del>126</del> 4.3	<del>131</del> 20.2	<del>127</del> 8.2	<del>141</del> 20.5	<del>130</del> 6.9					
Lap 16	145	147 3.0	94 13.3	93 15.9	146 9.5	170 30.6	76 16.0	92 23.2											





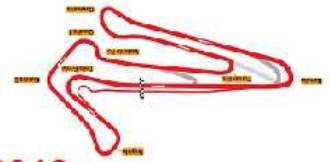
### Adria International Raceway - Ro - 21/22 Aprile 2018

## 2<sup>A</sup> Divisione

### Race 2 (R2) Analysis

For information purposes. No official / regulatory value

Laps	Sector 1	Sector 2	Sector 3	Lap Time	Laps	Sector 1	Sector 2	Sector 3	Lap Time	Laps	Sector 1	Sector 2	Sector 3	Lap Time
<b>No.76 Bosi Stefano Gallo Luigi</b>					<b>No.110 Fabris Pietro Fabris Ivan</b>					<b>No.131 Malavolta Alessandro Malavolta Alessandro</b>				
1	54.138			2:28.513	10	37.834			1:32.569	7	42.670			1:42.422
2	40.548			1:39.986	11	37.797			1:32.299	8	42.643	28.376	31.165	1:42.184
3	39.726			1:38.491	12	37.632			1:32.454	9	43.449	31.326	32.991	1:47.766
4	40.183			1:37.812	13	37.784			1:32.252	10	46.131			1:49.333
5	39.794			1:37.059	14	37.666			1:32.068	11	42.215			1:41.378
6	39.620			1:36.688	15	38.093			1:33.266	12	42.844			1:42.092
7	40.430			1:37.830	16	37.847			1:32.842	13	41.929			1:40.493
8	40.351			1:36.940	<b>No.115 Fabris Pietro Fabris Ivan</b>					14	42.005			1:41.053
9	39.511			1:35.855	1				2:29.368	15	42.139	28.954	31.809	1:42.902
10	39.767			1:36.197	2				1:42.389	<b>No.131 Malavolta Alessandro Malavolta Alessandro</b>				
11	39.680			1:36.289	3				1:38.877	1	55.675	45.832	45.825	2:27.332
12	39.831			1:35.786	4				1:38.000	2	43.031	29.913	31.742	1:44.686
13	39.169			1:36.259	5				1:38.847	3	41.114			1:39.292
14	40.080			1:36.576	6				1:37.892	4	41.220			1:39.503
15	40.062			1:37.490	7				1:39.571	5	41.264			1:39.704
16	40.829			1:37.406	8				1:38.515	6	41.062			1:39.689
<b>No.91 Kopylets Paulo Polianenko Anton</b>					9				1:38.583	7	41.265			1:39.811
1	55.975	46.179	47.731	2:29.885	10				1:38.116	8	41.354			1:40.317
2	42.501	27.028	28.882	1:38.411	11				1:38.316	9	41.328			1:39.979
3	38.767	32.452	35.633	1:46.852	12				1:39.688	10	41.551			1:40.761
					13				1:39.058	11	41.494			1:40.445
					14				1:40.096	12	41.781			1:40.769
					15				1:39.860	13	41.500			1:40.742
										14	41.902			1:41.854
										15	42.723			1:43.559
<b>No.92 Tibiletti Marco Sturla Pierluigi</b>					<b>No.126 Scocco Tonino Scocco Tonino</b>					<b>No.142 Gian Andrea Dragani Gianluca</b>				
1	55.600			2:29.153	1				2:29.086	1	55.531			2:30.075
2	42.776			1:42.821	2				1:40.695	2	43.148			1:41.290
3	39.956			1:39.956	3				1:39.853	3	40.470			1:38.603
4	40.229			1:38.660	4				1:40.307	4	40.497			1:38.203
5	40.098			1:37.624	5				1:39.528	5	40.362			1:37.537
6	39.915			1:37.891	6				1:38.440					
7	39.938			1:37.046	7				1:38.515					
8	39.891			1:36.965	8				1:38.638					
9	39.774			1:37.118	9				1:38.620					
10	39.904			1:37.339	10				1:39.128					
11	39.808			1:37.071	11				1:39.785					
12	39.811			1:37.379	12				1:39.288					
13	39.878			1:37.220	13				1:39.604					
14	39.686			1:36.792	14				1:39.346					
15	39.855			1:37.219	15				1:39.889					
16	40.559			1:52.158										
<b>No.93 Accorsi Lorenzo Bommartini Matteo</b>					<b>No.127 Caprioni Fabrizio Caprioni Fabrizio</b>					<b>No.145 Billo Massimo Billo Massimo</b>				
1	55.787	46.034	47.913	2:29.734	1	55.958	46.454	46.203	2:28.615	1	54.343			2:29.961
2	40.500			1:36.509	2	43.022	30.299	31.283	1:44.604	2	38.703			1:32.572
3	38.130			1:33.640	3	42.096	28.281	30.766	1:41.143	3	37.405			1:31.817
4	37.983			1:32.847	4	41.933	28.156	30.746	1:40.835	4	37.411			1:31.473
5	37.681			1:32.810	5	41.805	28.138	30.858	1:40.801	5	37.411			1:31.473
6	37.617			1:33.687	6	41.877	28.194	30.702	1:40.773	6	37.549			1:31.794
7	37.886			1:33.608	7	41.455	28.173	30.850	1:40.478	7	37.311			1:30.944
8	37.859			1:33.527	8	41.804	28.128	30.771	1:40.703	8	37.332			1:31.494
9	37.857			1:33.636	9	41.632	28.124	30.838	1:40.594	9	37.043			1:31.233
10	38.116			1:33.353	10	41.670	28.077	30.800	1:40.547	10	37.438			1:31.296
11	37.930			1:33.843	11	41.639	28.389	30.669	1:40.697	11	36.863			1:31.131
12	38.006			1:33.350	12	41.872	28.573	30.793	1:41.238	12	37.401			1:31.572
13	37.932			1:33.300	13	42.126	28.671	30.958	1:41.755	13	37.421			1:31.878
14	37.965			1:33.051	14	42.693	29.607	31.213	1:43.513	14	37.433			1:31.722
15	38.351			1:33.661	15	42.148	28.467	31.432	1:42.047	15	37.154			1:31.435
16	38.299			1:34.049						16	37.546			1:31.554
<b>No.94 Billo Gianfranco Billo Gianfranco</b>					<b>No.129 Amendolagine Fausto Amendolagine Fausto</b>					<b>No.146 Beltrami Mario Beltrami Mario</b>				
1	55.559	46.126	48.402	2:30.087	1	54.928	45.906	46.619	2:27.453	1	55.239			2:29.976
2	39.165			1:34.299	2	47.445			2:03.139	2	39.315			1:34.198
3	37.438			1:32.661						3	37.310			1:31.691
4	38.221			1:33.010						4	37.442			1:31.989
5	37.496			1:31.974						5	37.613			1:32.061
6	37.575			1:32.470						6	37.251			1:31.654
7	37.500			1:32.324						7	37.996			1:33.177
8	37.617			1:32.231						8	38.234			1:33.523
9	37.672			1:32.632						9	37.718			1:32.392
<b>No.130 Re Luca Sbei Matteo</b>					<b>No.129 Amendolagine Fausto Amendolagine Fausto</b>					<b>No.146 Beltrami Mario Beltrami Mario</b>				
1	55.710	45.616	46.007	2:27.333	1	54.928	45.906	46.619	2:27.453	10	37.922			1:32.619
2	44.065	29.199	31.518	1:44.782	2	47.445			2:03.139	11	37.991			1:33.421
3	42.296			1:43.320						12	38.224			1:38.720
4	42.589			1:43.042						13	38.364			1:34.760
5	42.642			1:42.400						14	38.270			1:34.558
6	42.500			1:43.194						15	38.800			1:44.343
										16	38.831			1:36.665



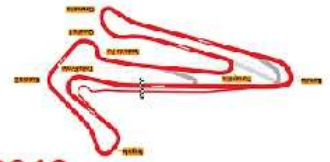
### Adria International Raceway - Ro - 21/22 Aprile 2018

## 2<sup>A</sup> Divisione

### Race 2 (R2) Analysis

For information purposes. No official / regulatory value

Laps	Sector 1	Sector 2	Sector 3	Lap Time
<b>No.147 Dalla Bona Andrea Dalla Bona Andrea</b>				
1	55.805			2:30.014
2	40.976			1:34.924
3	37.132			1:32.131
4	37.668			1:31.559
5	37.210			1:30.996
6	37.006			1:31.270
7	37.599			1:31.261
8	37.440			1:31.134
9	37.483			1:31.445
10	37.453			1:31.447
11	37.256			1:31.371
12	37.579			1:31.837
13	37.399			1:31.328
14	37.385			1:31.515
15	37.327			1:31.722
16	37.612			1:31.985
<b>No.170 Cruciani Eliseo Cruciani Eliseo</b>				
1	55.749	46.263	47.476	2:29.488
2	41.186	26.796	29.791	1:37.773
3	38.936	26.502	29.954	1:35.392
4	39.118	26.895	30.096	1:36.109
5	39.385	27.034	30.382	1:36.801
6	39.226	26.821	29.846	1:35.893
7	39.226	26.813	30.083	1:36.122
8	38.965	26.842	29.880	1:35.687
9	39.162	26.586	29.669	1:35.417
10	38.827	26.737	29.950	1:35.514
11	39.016	27.511	30.126	1:36.653
12	39.092	26.883	29.683	1:35.658
13	39.456	26.953	30.192	1:36.601
14	39.387	27.049	29.998	1:36.434
15	39.718	27.328	30.315	1:37.361
16	40.575	27.065	29.615	1:37.255
<b>No.171 Benvenuti Mario Massaini Fabrizio</b>				
1				2:27.538
2				1:45.500
3				1:42.342
4				1:41.978
5				1:41.719
6				1:41.880
7				1:42.044
8				1:41.635
9				1:42.360
10				1:45.631
11				1:42.684
12				1:42.295
13				1:42.021
14				1:42.719
15				1:44.030






















### Adria International Raceway - Ro - 21/22 Aprile 2018

2<sup>a</sup> Divisione

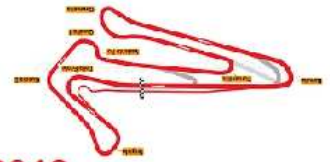
Race 2 (R2)  
Starting Grid

Document 8

			<b>10</b>	<b>76</b>	<b>Bosi Stefano</b> Mini Cooper S	Turismo 3	
<b>128</b>	<b>Moltoni Ivan</b> Peugeot 106	Turismo 6		<b>9</b>	<b>171</b>	<b>Benvenuti Mario</b> Citroen Saxo	1.6 Plus 
<b>130</b>	<b>Re Luca</b> Peugeot 106	Turismo 6		<b>8</b>	<b>131</b>	<b>Malavolta Alessandro</b> Peugeot 106	Turismo 6 
<b>127</b>	<b>Caprioni Fabrizio</b> Peugeot 106	Turismo 6		<b>7</b>	<b>129</b>	<b>Amendolagine Fausto</b> Peugeot 106 1.3	Turismo 6 
<b>126</b>	<b>Scocco Tonino</b> Peugeot 106 1.3	Turismo 6		<b>6</b>	<b>92</b>	<b>Tibiletti Marco</b> Honda Civic	Turismo 4 
<b>115</b>	<b>Fabris Pietro</b> Citroen Saxo	Turismo 5		<b>5</b>	<b>170</b>	<b>Cruciani Eliseo</b> Citroen Saxo 1.6	1.6 Plus 
<b>91</b>	<b>Kopylets Paulo</b> Ford Fiesta 1.6	Turismo 4		<b>4</b>	<b>93</b>	<b>Accorsi Lorenzo</b> Honda Civic	Turismo 4 
<b>147</b>	<b>Dalla Bona Andrea</b> Renault Clio RS Cup	Clio RS Cup		<b>3</b>	<b>94</b>	<b>Billo Gianfranco</b> Peugeot 206 RC	Turismo 4 
<b>143</b>	<b>Luzio Luigi</b> Renault Clio 2.0	Clio RS Cup		<b>2</b>	<b>142</b>	<b>Giani Andrea</b> Renault Clio RS Cup	Clio RS Cup 
<b>146</b>	<b>Beltrami Mario</b> Renault Clio RS Cup	Clio RS Cup		<b>1</b>	<b>145</b>	<b>Billo Massimo</b> Renault Clio RS Cup	Clio RS Cup 

POLE POSITION





### Adria International Raceway - Ro - 21/22 Aprile 2018

## 2<sup>a</sup> Divisione

### Race 1 Assoluta RISULTATI DEFINITIVI

Rnk	No.	Entrant	Nation	Driver 1	Nation	Time	Laps	Gap	Interv.	Best Lap	Class	Car
1	145	Billo Massimo		<b>Billo Massimo</b>		21:37.556	12			1:30.761	Clio RS Cup	Renault Clio RS Cup
2	▲ <sup>2</sup> 143	Tablò Fabrizio Paolo		<b>Tablò Fabrizio Paolo</b>		21:39.147	12	<b>1.591</b>	1.591	1:30.297	Clio RS Cup	Renault Clio 2.0
3	▼ <sup>1</sup> 146	Beltrami Mario		<b>Beltrami Mario</b>		21:40.717	12	<b>3.161</b>	1.570	1:31.356	Clio RS Cup	Renault Clio RS Cup
4	▲ <sup>3</sup> 147	Dalla Bona Andrea		<b>Dalla Bona Andrea</b>		21:41.676	12	<b>4.120</b>	0.959	1:31.943	Clio RS Cup	Renault Clio RS Cup
5	▲ <sup>1</sup> 94	Billo Gianfranco		<b>Billo Gianfranco</b>		21:42.859	12	<b>5.303</b>	1.183	1:31.945	Turismo 4	Peugeot 206 RC
6	▲ <sup>2</sup> 93	Bommartini Matteo		<b>Bommartini Matteo</b>		21:43.837	12	<b>6.281</b>	0.978	1:32.170	Turismo 4	Honda Civic
7	▲ <sup>13</sup> 76	Gallo Luigi		<b>Gallo Luigi</b>		21:45.563	12	<b>8.007</b>	1.726	1:32.211	Turismo 3	Mini Cooper S
8	▲ <sup>4</sup> 92	Tibiletti Marco		<b>Sturla Pierluigi</b>		21:48.782	12	<b>11.226</b>	3.219	1:34.951	Turismo 4	Honda Civic
9	= 91	Tsunami		<b>Poliyanenko Anton</b>		21:49.652	12	<b>12.096</b>	0.870	1:34.408	Turismo 4	Ford Fiesta 1.6
10	= 170	Cruciani Eliseo		<b>Cruciani Eliseo</b>		21:50.984	12	<b>13.428</b>	1.332	1:35.716	1.6 Plus	Citroen Saxo 1.6
11	▼ <sup>5</sup> 142	Dragani Gianluca		<b>Dragani Gianluca</b>		21:51.955	12	<b>14.399</b>	0.971	1:37.460	Clio RS Cup	Renault Clio RS Cup
12	▲ <sup>4</sup> 131	Malavolta Alessandro		<b>Malavolta Alessandro</b>		21:53.206	12	<b>15.650</b>	1.251	1:38.393	Turismo 6	Peugeot 106
13	▼ <sup>2</sup> 115	Fabris Ivan		<b>Fabris Ivan</b>		21:53.715	12	<b>16.159</b>	0.509	1:38.514	Turismo 5	Citroen Saxo
14	▼ <sup>1</sup> 126	Scocco Tonino		<b>Scocco Tonino</b>		21:54.808	12	<b>17.252</b>	1.093	1:38.372	Turismo 6	Peugeot 106 1.3
15	= 127	Caprioni Fabrizio		<b>Caprioni Fabrizio</b>		21:55.459	12	<b>17.903</b>	0.651	1:38.440	Turismo 6	Peugeot 106
16	▲ <sup>2</sup> 171	Massaini Fabrizio		<b>Massaini Fabrizio</b>		21:44.731	11	<b>1 Lap</b>	1 Lap	1:42.496	1.6 Plus	Citroen Saxo
17	= 130	Re Luca		<b>Sbei Matteo</b>		21:46.618	11	<b>1 Lap</b>	1.887	1:44.283	Turismo 6	Peugeot 106
18	▼ <sup>4</sup> 129	Amendolagine Fausto		<b>Amendolagine Fausto</b>		21:47.979	11	<b>1 Lap</b>	1.361	1:37.714	Turismo 6	Peugeot 106 1.3
19	▼ <sup>14</sup> 148	Mariella Onofrio		<b>Mariella Onofrio</b>		13:55.118	9	<b>3 Laps</b>	2 Laps	1:30.623	Clio RS Cup	Renault Clio RS Cup
<b>Not Classified</b>												
	128	Moltoni Ivan		<b>Moltoni Ivan</b>				<b>DNS</b>			Turismo 6	Peugeot 106

Leaders : No.145 Billo Massimo Billo Massimo (1-12)

Best Lap : No.143 Luzio Luigi Tablò Fabrizio Paolo 1:30.297 107,72 Kph

Event Record : No.145 Billo Massimo Billo Massimo 1:29.745 108,38 Kph

Weather : Sunny Air : 22°C Track : Dry

No.76  13:34  
Lap 8



### Adria International Raceway - Ro - 21/22 Aprile 2018

## 2<sup>A</sup> Divisione

### Race 1 Assoluta Lap Chart

For information purposes. No official / regulatory value

	1	2	3	4	5	6	7	8	9	10	11	12	13	14	15	16	17	18	19	20
Grid	<del>145</del>	<del>146</del>	<del>142</del>	<del>143</del>	<del>148</del>	<del>94</del>	<del>147</del>	<del>92</del>	<del>91</del>	<del>170</del>	<del>145</del>	<del>92</del>	<del>126</del>	<del>129</del>	<del>127</del>	<del>131</del>	<del>130</del>	<del>171</del>	<del>128</del>	<del>76</del>
Start																				
Lap 1 Interval	145	146 0.7	143 0.9	148 1.6	94 1.3	147 0.4	93 0.5	92 1.8	142 1.6	170 0.1	91 0.7	115 1.1	129 0.2	131 0.7	126 0.9	127 0.4	76 0.5	171 5.9	130 0.8	
Lap 2	145	146 1.1	143 1.0	148 0.6	94 3.5	147 0.2	93 0.9	92 4.5	91 2.9	170 0.7	142 1.2	129 0.9	115 0.5	131 0.8	76 0.5	126 0.8	127 0.5	171 11.4	130 1.3	
Lap 3	145	146 1.3	143 0.6	148 0.6	147 5.8	94 0.8	93 0.6	92 6.1	91 2.2	170 2.6	142 2.4	76 0.3	131 4.0	115 0.6	126 0.5	127 0.9	129 0.7	130 18.0	171 0.2	
Lap 4	145	146 2.0	143 0.3	147 7.0	94 0.8	93 1.0	148 3.8	92 5.0	91 1.7	170 3.6	76 0.3	142 5.0	131 4.1	115 0.7	126 0.7	127 0.4	129 4.8	171 20.3	130 1.8	
Lap 5	145	143 2.3	146 0.8	147 6.9	94 0.5	93 1.4	148 2.2	92 9.2	91 1.3	76 1.5	170 4.1	142 7.0	131 4.4	115 0.5	126 0.5	127 0.5	129 10.6	171 18.5	130 4.3	
Lap 6	145	143 0.8	146 2.3	147 7.1	94 0.9	93 2.1	148 0.2	92 13.2	76 0.8	91 3.3	170 4.3	142 9.1	131 4.7	115 0.5	126 0.6	127 0.5	129 21.6	171 12.0	130 6.6	
Lap 7	145	143 0.7	146 4.4	147 6.3	94 1.0	148 1.2	93 1.8	76 14.0	92 1.9	91 4.4	170 4.7	142 11.2	131 5.0	115 1.1	126 0.5	127 0.9	129 37.3	171 3.5	130 7.2	
Lap 8	145	143 0.4	146 6.3	147 6.6	94 0.3	148 0.3	93 3.0	76 14.6	92 4.4	91 4.3	170 5.0	142 14.0	131 5.5	115 0.5	126 0.6	127 1.5	171 45.6	130 9.5	129 1.0	
Lap 9	145	143 1.0	146 6.9	147 7.0	94 0.3	<del>148</del> 0.8	93 1.9	76 15.6	92 6.9	91 4.2	170 5.5	142 17.0	131 5.6	115 1.0	126 0.2	127 3.3	171 59.8	130 13.6	129 1.3	
Lap 10	145	143 7.6	146 1.8	147 7.7	94 4.1	93 4.2	76 18.0	92 15.8	91 0.7	170 3.6	142 8.1	131 8.0	115 2.9	126 0.6	127 2.2	171 2:04	130 1.0	129 1.0		
Lap 11	145	143 1.0	146 1.1	147 0.8	94 0.7	93 1.3	76 1.1	92 2.4	91 0.9	170 1.0	142 0.6	131 1.0	115 0.6	126 1.1	127 0.6	<del>171</del> 2:51	<del>130</del> 1.8	<del>129</del> 1.3		
Lap 12	145	143 1.5	146 1.5	147 0.9	94 1.1	93 0.9	76 1.7	92 3.2	91 0.8	170 1.3	142 0.9	131 1.2	115 0.5	126 1.0	127 0.6					



### Adria International Raceway - Ro - 21/22 Aprile 2018

## 2<sup>a</sup> Divisione

### Race 1 Assoluta Analysis

For information purposes. No official / regulatory value

Laps	Sector 1	Sector 2	Sector 3	Lap Time
<b>No.76 Bosi Stefano Gallo Luigi</b>				
1	40.865			10:55.011
2	40.049			1:36.965
3	38.821			1:34.918
4	38.448			1:33.457
5	37.840			1:32.211
6	38.247			1:32.951
7	37.873			1:32.663
8	38.280			1:32.996
9	38.138			1:33.166
10	44.464			1:44.144
11	52.856			2:47.656
12	1:30.116			3:01.041

Laps	Sector 1	Sector 2	Sector 3	Lap Time
<b>No.115 Fabris Pietro Fabris Ivan</b>				
1				1:41.312
2				1:38.539
3				1:40.973
4				1:38.722
5				1:38.518
6				1:38.776
7				1:39.098
8				1:38.514
9				1:39.684
10				1:42.955
11				2:15.052
12				3:02.408

Laps	Sector 1	Sector 2	Sector 3	Lap Time
<b>No.131 Malavolta Alessandro Malavolta Alessandro</b>				
1	42.472			11:29.525
2	40.638			1:38.393
3	41.462			1:39.481
4	40.946			1:38.616
5	40.768			1:38.728
6	40.926			1:38.824
7	40.889			1:38.517
8	41.059			1:39.077
9	40.988			1:39.163
10	41.746			1:41.103
11	43.794			2:17.377
12	1:34.268			3:02.505

Laps	Sector 1	Sector 2	Sector 3	Lap Time
<b>No.91 Kopylets Paul Polianenko Anton</b>				
1	42.519	27.870	30.379	1:40.768
2	39.343	27.119	29.581	1:36.043
3	38.972	26.455	28.981	1:34.408
4	38.633	26.522	29.788	1:34.943
5	39.049	26.714	28.841	1:34.604
6	41.726	26.645	29.496	1:37.867
7	39.336	27.045	29.406	1:35.787
8	38.940	26.730	29.670	1:35.340
9	39.157	26.586	29.806	1:35.549
10	44.304	32.117	33.149	1:49.570
11	57.823	45.927	50.724	2:34.474
12	1:31.999	47.787	41.913	3:01.699

Laps	Sector 1	Sector 2	Sector 3	Lap Time
<b>No.126 Scocco Tonino Scocco Tonino</b>				
1				12:43.306
2				1:38.762
3				1:39.326
4				1:38.920
5				1:38.372
6				1:38.837
7				1:38.979
8				1:38.615
9				1:39.311
10				1:43.412
11				2:15.538
12				3:02.323

Laps	Sector 1	Sector 2	Sector 3	Lap Time
<b>No.142 Giani Andrea Dragani Gianluca</b>				
1	43.915			1:42.990
2	40.946			1:39.018
3	40.161			1:37.460
4	40.753			1:38.857
5	40.345			1:38.368
6	40.194			1:38.578
7	40.292			1:38.229
8	40.182			1:38.523
9	40.630			1:39.090
10	41.615			1:38.733
11	47.715			2:24.347
12	1:34.124			3:02.313

Laps	Sector 1	Sector 2	Sector 3	Lap Time
<b>No.92 Tibiletti Marco Sturla Pierluigi</b>				
1	40.430			1:37.349
2	38.781			1:35.634
3	38.956			1:35.157
4	38.843			1:35.451
5	38.705			1:34.951
6	38.678			1:35.018
7	38.906			1:35.556
8	38.618			1:35.480
9	39.020			1:35.618
10	47.265			1:53.070
11	57.819			2:34.284
12	1:30.704			3:01.775

Laps	Sector 1	Sector 2	Sector 3	Lap Time
<b>No.127 Caprioni Fabrizio Caprioni Fabrizio</b>				
1	42.897			12:06.584
2	40.752			1:38.890
3	40.732			1:39.671
4	40.640			1:38.440
5	40.608			1:38.527
6	40.780			1:38.795
7	41.084			1:39.400
8	41.064			1:39.181
9	41.254			1:41.168
10	42.674			1:42.287
11	41.952			2:13.889
12	1:34.842			3:02.369

Laps	Sector 1	Sector 2	Sector 3	Lap Time
<b>No.143 Luzio Luigi Tablò Fabrizio Paolo</b>				
1	40.489			1:35.534
2				1:31.596
3				1:30.924
4				1:31.776
5	37.108			1:31.429
6	36.995			1:30.297
7	36.913			1:30.657
8				1:30.579
9				1:31.794
10				1:40.870
11	1:13.082			3:18.397
12	1:25.687			2:59.914

Laps	Sector 1	Sector 2	Sector 3	Lap Time
<b>No.93 Accorsi Lorenzo Bommartini Matteo</b>				
1	39.575			1:37.846
2	38.065			1:32.973
3	38.145	26.135	29.247	1:33.527
4	37.983			1:32.753
5	37.903			1:32.353
6	38.326			1:33.007
7	38.391			1:32.940
8	37.661			1:32.445
9	37.688			1:32.170
10	38.144			1:41.697
11	1:01.083			3:04.556
12	1:28.383			3:00.496

Laps	Sector 1	Sector 2	Sector 3	Lap Time
<b>No.129 Amendolagine Fausto Amendolagine Fausto</b>				
1	41.823			12:15.333
2	40.026			1:37.714
3	42.813	29.601	31.291	1:43.705
4	42.872			1:42.559
5	43.846	28.348	32.129	1:44.323
6	45.637			1:49.786
7	47.062			1:55.143
8	50.369			1:58.058
9	54.011			1:59.825
10	58.037			2:34.444
11	1:30.660			3:01.715

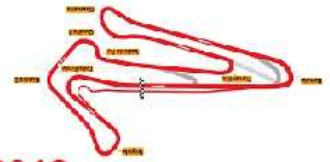
Laps	Sector 1	Sector 2	Sector 3	Lap Time
<b>No.145 Billo Massimo Billo Massimo</b>				
1				1:34.303
2	37.304			1:31.008
3	37.115			1:31.144
4	37.196			1:31.389
5	37.216			1:31.478
6	37.154			1:31.780
7	36.914			1:30.761
8	37.153			1:30.854
9	37.458			1:31.194
10	37.155			1:34.256
11	1:19.531			3:25.062
12	1:24.525			2:59.336

Laps	Sector 1	Sector 2	Sector 3	Lap Time
<b>No.94 Billo Gianfranco Billo Gianfranco</b>				
1	40.386			1:37.583
2	37.494			1:32.832
3	38.529			1:34.056
4	37.513			1:32.329
5	37.416			1:31.945
6	37.676			1:32.389
7	37.638			1:32.021
8	37.656			1:32.107
9	37.754			1:32.747
10	38.283			1:40.234
11	1:03.770			3:07.511
12	1:25.834			3:00.819

Laps	Sector 1	Sector 2	Sector 3	Lap Time
<b>No.130 Re Luca Sbei Matteo</b>				
1	45.656			11:23.772
2	43.321			1:44.283
3	43.218			1:45.678
4	44.237			1:46.708
5	43.572			1:45.019
6	43.196			1:45.550
7	44.010	29.230	34.096	1:47.336
8	43.534	29.573	33.037	1:46.144
9	49.568			1:59.542
10	57.342			2:34.720
11	1:30.192	47.414	43.813	3:01.419

Laps	Sector 1	Sector 2	Sector 3	Lap Time
<b>No.146 Beltrami Mario Beltrami Mario</b>				
1				1:34.905
2	37.216			1:31.432
3	37.101			1:31.356
4	37.163			1:32.128
5	37.441			1:32.604
6	37.237			1:31.789
7	37.860			1:32.734
8	37.339			1:32.497
9	37.343			1:32.407
10	37.791			1:35.719
11	1:13.002			3:17.768
12	1:25.642			3:00.289





### Adria International Raceway - Ro - 21/22 Aprile 2018

## 2<sup>A</sup> Divisione

### Race 1 Assoluta Analysis

For information purposes. No official / regulatory value

Laps	Sector 1	Sector 2	Sector 3	Lap Time
<b>No.147 Dalla Bona Andrea Dalla Bona Andrea</b>				
1	39.922			1:36.936
2	37.392			1:32.606
3	37.812			1:32.975
4	37.616			1:32.344
5	37.690			1:32.244
6	37.627			1:31.966
7	37.625			1:31.943
8	37.857			1:32.787
9	37.902			1:32.774
10	38.048			1:36.440
11	1:06.464			3:10.847
12	1:25.682			3:00.421
<b>No.148 Mariella Onofrio Mariella Onofrio</b>				
1	41.255			1:36.820
2	36.842			1:30.623
3	37.109			1:30.898
4	36.932			1:43.966
5	36.969			1:30.727
6	37.087			1:31.022
7	37.209			1:30.898
8	37.070			1:31.184
9	37.861			1:33.261
<b>No.170 Cruciani Eliseo Cruciani Eliseo</b>				
1	41.646	28.142	30.180	1:39.968
2	39.441	27.468	30.645	1:37.554
3	39.282	26.884	30.109	1:36.275
4	39.512	26.712	29.714	1:35.938
5	39.241	27.378	30.081	1:36.700
6	39.197	26.936	30.328	1:36.461
7	39.160	27.071	29.949	1:36.180
8	39.180	26.979	29.557	1:35.716
9	39.001	27.004	30.014	1:36.019
10	42.396	32.538	32.699	1:47.633
11	55.410	45.537	50.926	2:31.873
12	1:33.811	47.166	41.030	3:02.007
<b>No.171 Benvenuti Mario Massaini Fabrizio</b>				
1				13:19.758
2				1:43.821
3				1:47.239
4				1:44.585
5				1:42.496
6				1:43.318
7				1:46.688
8				1:43.874
9				1:55.413
10				2:47.309
11				3:00.616













### Adria International Raceway - Ro - 21/22 Aprile 2018

2<sup>a</sup> Divisione

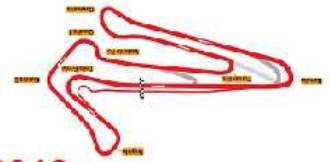
Race 1 Assoluta  
Starting Grid

Subject to scrutineering & sporting investigations

76	<b>Bosi Stefano</b> Mini Cooper S Turismo 3		10	128	<b>Moltoni Ivan</b> Peugeot 106 Turismo 6	
171	<b>Benvenuti Mario</b> Citroen Saxo 1.6 Plus		9	130	<b>Re Luca</b> Peugeot 106 Turismo 6	
131	<b>Malavolta Alessandro</b> Peugeot 106 Turismo 6		8	127	<b>Caprioni Fabrizio</b> Peugeot 106 Turismo 6	
129	<b>Amendolagine Fausto</b> Peugeot 106 1.3 Turismo 6		7	126	<b>Scocco Tonino</b> Peugeot 106 1.3 Turismo 6	
92	<b>Tibiletti Marco</b> Honda Civic Turismo 4		6	115	<b>Fabris Pietro</b> Citroen Saxo Turismo 5	
170	<b>Cruciani Eliseo</b> Citroen Saxo 1.6 1.6 Plus		5	91	<b>Kopylets Paulo</b> Ford Fiesta 1.6 Turismo 4	
93	<b>Accorsi Lorenzo</b> Honda Civic Turismo 4		4	147	<b>Dalla Bona Andrea</b> Renault Clio RS Cup Clio RS Cup	
94	<b>Billo Gianfranco</b> Peugeot 206 RC Turismo 4		3	148	<b>Mariella Onofrio</b> Renault Clio RS Cup Clio RS Cup	
143	<b>Luzio Luigi</b> Renault Clio 2.0 Clio RS Cup		2	142	<b>Giani Andrea</b> Renault Clio RS Cup Clio RS Cup	
146	<b>Beltrami Mario</b> Renault Clio RS Cup Clio RS Cup		1	145	<b>Billo Massimo</b> Renault Clio RS Cup Clio RS Cup	

POLE POSITION





### Adria International Raceway - Ro - 21/22 Aprile 2018

## 2<sup>a</sup> Divisione

### Race 1 (R1) RISULTATI DEFINITIVI

### Document 9.1 OFFICIAL

Rnk	No.	Entrant	Nation	Driver 1	Nation	Time	Laps	Gap	Interv.	Best Lap	Class	Car
<b>1.6 Plus</b>												
1	=	170	ITA	Cruciani Eliseo	ITA	21:50.984	12			1:35.716	1.6 Plus	Citroen Saxo 1.6
2	=	171	ITA	Massaini Fabrizio	ITA	21:44.731	11	1 Lap	1 Lap	1:42.496	1.6 Plus	Citroen Saxo

Non Classificato

<b>Clio RS Cup</b>												
1	=	145	ITA	Billo Massimo	ITA	21:37.556	12			1:30.761	Clio RS Cup	Renault Clio RS Cup
2	▲2	143	ITA	Tablò Fabrizio Paolo	ITA	21:39.147	12	1.591	1.591	1:30.297	Clio RS Cup	Renault Clio 2.0
3	▼1	146	ITA	Beltrami Mario	ITA	21:40.717	12	3.161	1.570	1:31.356	Clio RS Cup	Renault Clio RS Cup
4	▲2	147	ITA	Dalla Bona Andrea	ITA	21:41.676	12	4.120	0.959	1:31.943	Clio RS Cup	Renault Clio RS Cup
5	▼2	142	ITA	Dragani Gianluca	ITA	21:51.955	12	14.399	10.279	1:37.460	Clio RS Cup	Renault Clio RS Cup
6	▼1	148	ITA	Mariella Onofrio	ITA	13:55.118	9	3 Laps	3 Laps	1:30.623	Clio RS Cup	Renault Clio RS Cup

Non Classificato

<b>Turismo 3</b>												
=		76	ITA	Gallo Luigi	ITA	21:45.563	12			1:32.211	Turismo 3	Mini Cooper S

<b>Turismo 4</b>												
1	=	94	ITA	Billo Gianfranco	ITA	21:42.859	12			1:31.945	Turismo 4	Peugeot 206 RC
2	=	93	ITA	Bommartini Matteo	ITA	21:43.837	12	0.978	0.978	1:32.170	Turismo 4	Honda Civic
3	▲1	92	ITA	Tibiletti Marco	ITA	21:48.782	12	5.923	4.945	1:34.951	Turismo 4	Honda Civic
4	▼1	91	UKR	Polianenko Anton	UKR	21:49.652	12	6.793	0.870	1:34.408	Turismo 4	Ford Fiesta 1.6

Non Classificato

<b>Turismo 5</b>												
=		115	ITA	Fabris Ivan	ITA	21:53.715	12			1:38.514	Turismo 5	Citroen Saxo

<b>Turismo 6</b>												
1	▲3	131	ITA	Malavolta Alessandro	ITA	21:53.206	12			1:38.393	Turismo 6	Peugeot 106
2	▼1	126	ITA	Scocco Tonino	ITA	21:54.808	12	1.602	1.602	1:38.372	Turismo 6	Peugeot 106 1.3
3	=	127	ITA	Caproni Fabrizio	ITA	21:55.459	12	2.253	0.651	1:38.440	Turismo 6	Peugeot 106
4	▲1	130	ITA	Re Luca	ITA	21:46.618	11	1 Lap	1 Lap	1:44.283	Turismo 6	Peugeot 106
5	▼3	129	ITA	Amendolagine Fausto	ITA	21:47.979	11	1 Lap	1.361	1:37.714	Turismo 6	Peugeot 106 1.3

Non Classificato

<b>Not Classified</b>												
		128	ITA	Moltoni Ivan	ITA			DNS			Turismo 6	Peugeot 106

\* RED FLAG

Leaders : No.145 Billo Massimo Billo Massimo (1-12)

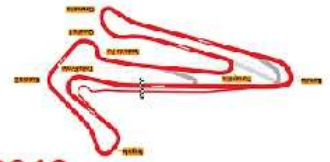
Start Time : 22/04 - 10:59:47

Best Lap : No.143 Luzio Luigi Tablò Fabrizio Paolo 1:30.297 107,72 Kph

Weather : Sunny Air : 22°C Track : Dry

Event Record : No.145 Billo Massimo Billo Massimo 1:29.745 108,38 Kph

No.76  13:34 Lap 8



### Adria International Raceway - Ro - 21/22 Aprile 2018

## 2^ Divisione

### Race 1 (R1) Lap Chart

For information purposes. No official / regulatory value

	1	2	3	4	5	6	7	8	9	10	11	12	13	14	15	16	17	18	19	20
Grid	145	146	142	143	148	94	147	92	91	170	145	92	126	129	127	131	130	171	128	76
Start																				
Lap 1 Interval	145	146 0.7	143 0.9	148 1.6	94 1.3	147 0.4	93 0.5	92 1.8	142 1.6	170 0.1	91 0.7	115 1.1	129 0.2	131 0.7	126 0.9	127 0.4	76 0.5	171 5.9	130 0.8	
Lap 2	145	146 1.1	143 1.0	148 0.6	94 3.5	147 0.2	93 0.9	92 4.5	91 2.9	170 0.7	142 1.2	129 0.9	115 0.5	131 0.8	76 0.5	126 0.8	127 0.5	171 11.4	130 1.3	
Lap 3	145	146 1.3	143 0.6	148 0.6	147 5.8	94 0.8	93 0.6	92 6.1	91 2.2	170 2.6	142 2.4	76 0.3	131 4.0	115 0.6	126 0.5	127 0.9	129 0.7	130 18.0	171 0.2	
Lap 4	145	146 2.0	143 0.3	147 7.0	94 0.8	93 1.0	148 3.8	92 5.0	91 1.7	170 3.6	76 0.3	142 5.0	131 4.1	115 0.7	126 0.7	127 0.4	129 4.8	171 20.3	130 1.8	
Lap 5	145	143 2.3	146 0.8	147 6.9	94 0.5	93 1.4	148 2.2	92 9.2	91 1.3	76 1.5	170 4.1	142 7.0	131 4.4	115 0.5	126 0.5	127 0.5	129 10.6	171 18.5	130 4.3	
Lap 6	145	143 0.8	146 2.3	147 7.1	94 0.9	93 2.1	148 0.2	92 13.2	76 0.8	91 3.3	170 4.3	142 9.1	131 4.7	115 0.5	126 0.6	127 0.5	129 21.6	171 12.0	130 6.6	
Lap 7	145	143 0.7	146 4.4	147 6.3	94 1.0	148 1.2	93 1.8	76 14.0	92 1.9	91 4.4	170 4.7	142 11.2	131 5.0	115 1.1	126 0.5	127 0.9	129 37.3	171 3.5	130 7.2	
Lap 8	145	143 0.4	146 6.3	147 6.6	94 0.3	148 0.3	93 3.0	76 14.6	92 4.4	91 4.3	170 5.0	142 14.0	131 5.5	115 0.5	126 0.6	127 1.5	171 45.6	130 9.5	129 1.0	
Lap 9	145	143 1.0	146 6.9	147 7.0	94 0.3	148 0.8	93 1.9	76 15.6	92 6.9	91 4.2	170 5.5	142 17.0	131 5.6	115 1.0	126 0.2	127 3.3	171 59.8	130 13.6	129 1.3	
Lap 10	145	143 7.6	146 1.8	147 7.7	94 4.1	93 4.2	76 18.0	92 15.8	91 0.7	170 3.6	142 8.1	131 8.0	115 2.9	126 0.6	127 2.2	171 2:04	130 1.0	129 1.0		
Lap 11	145	143 1.0	146 1.1	147 0.8	94 0.7	93 1.3	76 1.1	92 2.4	91 0.9	170 1.0	142 0.6	131 1.0	115 0.6	126 1.1	127 0.6	171 2:51	130 1.8	129 1.3		
Lap 12	145	143 1.5	146 1.5	147 0.9	94 1.1	93 0.9	76 1.7	92 3.2	91 0.8	170 1.3	142 0.9	131 1.2	115 0.5	126 1.0	127 0.6					



### Adria International Raceway - Ro - 21/22 Aprile 2018

## 2<sup>a</sup> Divisione

### Race 1 (R1) Analysis

For information purposes. No official / regulatory value

Laps	Sector 1	Sector 2	Sector 3	Lap Time
<b>No.76 Bosi Stefano Gallo Luigi</b>				
1	40.865			10:55.011
2	40.049			1:36.965
3	38.821			1:34.918
4	38.448			1:33.457
5	<b>37.840</b>			<b>1:32.211</b>
6	38.247			1:32.951
7	37.873			1:32.663
8	38.280			1:32.996
9	38.138			1:33.166
10	44.464			1:44.144
11	52.856			2:47.656
12	1:30.116			3:01.041

Laps	Sector 1	Sector 2	Sector 3	Lap Time
<b>No.115 Fabris Pietro Fabris Ivan</b>				
1				1:41.312
2				<b>1:38.539</b>
3				1:40.973
4				1:38.722
5				<b>1:38.518</b>
6				1:38.776
7				1:39.098
8				<b>1:38.514</b>
9				1:39.684
10				1:42.955
11				2:15.052
12				3:02.408

Laps	Sector 1	Sector 2	Sector 3	Lap Time
<b>No.131 Malavolta Alessandro Malavolta Alessandro</b>				
1	42.472			11:29.525
2	<b>40.638</b>			<b>1:38.393</b>
3	41.462			1:39.481
4	40.946			1:38.616
5	40.768			1:38.728
6	40.926			1:38.824
7	40.889			1:38.517
8	41.059			1:39.077
9	40.988			1:39.163
10	41.746			1:41.103
11	43.794			2:17.377
12	1:34.268			3:02.505

Laps	Sector 1	Sector 2	Sector 3	Lap Time
<b>No.91 Kopylets Paulo Polianenko Anton</b>				
1	42.519	27.870	30.379	1:40.768
2	39.343	27.119	29.581	1:36.043
3	38.972	26.455	28.981	<b>1:34.408</b>
4	<b>38.633</b>	26.522	29.788	1:34.943
5	39.049	26.714	<b>28.841</b>	1:34.604
6	41.726	26.645	29.496	1:37.867
7	39.336	27.045	29.406	1:35.787
8	38.940	26.730	29.670	1:35.340
9	39.157	26.586	29.806	1:35.549
10	44.304	32.117	33.149	1:49.570
11	57.823	45.927	50.724	2:34.474
12	1:31.999	47.787	41.913	3:01.699

Laps	Sector 1	Sector 2	Sector 3	Lap Time
<b>No.126 Scocco Tonino Scocco Tonino</b>				
1				12:43.306
2				<b>1:38.762</b>
3				1:39.326
4				1:38.920
5				<b>1:38.372</b>
6				1:38.837
7				1:38.979
8				1:38.615
9				1:39.311
10				1:43.412
11				2:15.538
12				3:02.323

Laps	Sector 1	Sector 2	Sector 3	Lap Time
<b>No.142 Giani Andrea Dragani Gianluca</b>				
1	43.915			1:42.990
2	40.946			<b>1:39.018</b>
3	<b>40.161</b>			<b>1:37.460</b>
4	40.753			1:38.857
5	40.345			1:38.368
6	40.194			1:38.578
7	40.292			1:38.229
8	40.182			1:38.523
9	40.630			1:39.090
10	41.615			1:38.733
11	47.715			2:24.347
12	1:34.124			3:02.313

Laps	Sector 1	Sector 2	Sector 3	Lap Time
<b>No.92 Tibiletti Marco Sturla Pierluigi</b>				
1	40.430			1:37.349
2	38.781			1:35.634
3	38.956			1:35.157
4	38.843			1:35.451
5	38.705			<b>1:34.951</b>
6	38.678			1:35.018
7	38.906			1:35.556
8	<b>38.618</b>			1:35.480
9	39.020			1:35.618
10	47.265			1:53.070
11	57.819			2:34.284
12	1:30.704			3:01.775

Laps	Sector 1	Sector 2	Sector 3	Lap Time
<b>No.127 Caprioni Fabrizio Caprioni Fabrizio</b>				
1	42.897			12:06.584
2	40.752			<b>1:38.890</b>
3	40.732			1:39.671
4	<b>40.640</b>			<b>1:38.440</b>
5	40.608			1:38.527
6	40.780			1:38.795
7	41.084			1:39.400
8	41.064			1:39.181
9	41.254			1:41.168
10	42.674			1:42.287
11	41.952			2:13.889
12	1:34.842			3:02.369

Laps	Sector 1	Sector 2	Sector 3	Lap Time
<b>No.143 Luzio Luigi Tablò Fabrizio Paolo</b>				
1	40.489			1:35.534
2				1:31.596
3				<b>1:30.924</b>
4				1:31.776
5	37.108			1:31.429
6	36.995			<b>1:30.297</b>
7	<b>36.913</b>			1:30.657
8				1:30.579
9				1:31.794
10				1:40.870
11	1:13.082			3:18.397
12	1:25.687			2:59.914

Laps	Sector 1	Sector 2	Sector 3	Lap Time
<b>No.93 Accorsi Lorenzo Bommartini Matteo</b>				
1	39.575			1:37.846
2	38.065			1:32.973
3	38.145	26.135	29.247	1:33.527
4	<b>37.983</b>			1:32.753
5	37.903			<b>1:32.353</b>
6	38.326			1:33.007
7	38.391			1:32.940
8	<b>37.661</b>			1:32.445
9	37.688			<b>1:32.170</b>
10	38.144			1:41.697
11	1:01.083			3:04.556
12	1:28.383			3:00.496

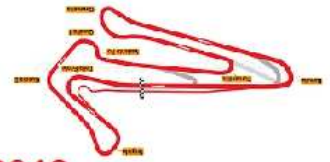
Laps	Sector 1	Sector 2	Sector 3	Lap Time
<b>No.129 Amendolagine Fausto Amendolagine Fausto</b>				
1	41.823			12:15.333
2	<b>40.026</b>			<b>1:37.714</b>
3	42.813	29.601	31.291	1:43.705
4	42.872			1:42.559
5	43.846	<b>28.348</b>	32.129	1:44.323
6	45.637			1:49.786
7	47.062			1:55.143
8	50.369			1:58.058
9	54.011			1:59.825
10	58.037			2:34.444
11	1:30.660			3:01.715

Laps	Sector 1	Sector 2	Sector 3	Lap Time
<b>No.145 Billo Massimo Billo Massimo</b>				
1				1:34.303
2	37.304			<b>1:31.008</b>
3	37.115			1:31.144
4	37.196			1:31.389
5	37.216			1:31.478
6	37.154			1:31.780
7	<b>36.914</b>			<b>1:30.761</b>
8	37.153			1:30.854
9	37.458			1:31.194
10	37.155			1:34.256
11	1:19.531			3:25.062
12	1:24.525			2:59.336

Laps	Sector 1	Sector 2	Sector 3	Lap Time
<b>No.94 Billo Gianfranco Billo Gianfranco</b>				
1	40.386			1:37.583
2	37.494			1:32.832
3	38.529			1:34.056
4	37.513			1:32.329
5	<b>37.416</b>			<b>1:31.945</b>
6	37.676			1:32.389
7	37.638			1:32.021
8	37.656			1:32.107
9	37.754			1:32.747
10	38.283			1:40.234
11	1:03.770			3:07.511
12	1:25.834			3:00.819

Laps	Sector 1	Sector 2	Sector 3	Lap Time
<b>No.130 Re Luca Sbei Matteo</b>				
1	45.656			11:23.772
2	43.321			<b>1:44.283</b>
3	43.218			1:45.678
4	44.237			1:46.708
5	43.572			1:45.019
6	<b>43.196</b>			1:45.550
7	44.010	29.230	34.096	1:47.336
8	43.534	29.573	<b>33.037</b>	1:46.144
9	49.568			1:59.542
10	57.342			2:34.720
11	1:30.192	47.414	43.813	3:01.419

Laps	Sector 1	Sector 2	Sector 3	Lap Time
<b>No.146 Beltrami Mario Beltrami Mario</b>				
1				1:34.905
2	37.216			1:31.432
3	<b>37.101</b>			<b>1:31.356</b>
4	37.163			1:32.128
5	37.441			1:32.604
6	37.237			1:31.789
7	37.860			1:32.734
8	37.339			1:32.497
9	37.343			1:32.407
10	37.791			1:35.719
11	1:13.002			3:17.768
12	1:25.642			3:00.289



### Adria International Raceway - Ro - 21/22 Aprile 2018

## 2<sup>A</sup> Divisione

### Race 1 (R1) Analysis

For information purposes. No official / regulatory value

Laps	Sector 1	Sector 2	Sector 3	Lap Time
<b>No.147 Dalla Bona Andrea Dalla Bona Andrea</b>				
1	39.922			1:36.936
2	37.392			1:32.606
3	37.812			1:32.975
4	37.616			1:32.344
5	37.690			1:32.244
6	37.627			1:31.966
7	37.625			1:31.943
8	37.857			1:32.787
9	37.902			1:32.774
10	38.048			1:36.440
11	1:06.464			3:10.847
12	1:25.682			3:00.421
<b>No.148 Mariella Onofrio Mariella Onofrio</b>				
1	41.255			1:36.820
2	36.842			1:30.623
3	37.109			1:30.898
4	36.932			1:43.966
5	36.969			1:30.727
6	37.087			1:31.022
7	37.209			1:30.898
8	37.070			1:31.184
9	37.861			1:33.261
<b>No.170 Cruciani Eliseo Cruciani Eliseo</b>				
1	41.646	28.142	30.180	1:39.968
2	39.441	27.468	30.645	1:37.554
3	39.282	26.884	30.109	1:36.275
4	39.512	26.712	29.714	1:35.938
5	39.241	27.378	30.081	1:36.700
6	39.197	26.936	30.328	1:36.461
7	39.160	27.071	29.949	1:36.180
8	39.180	26.979	29.557	1:35.716
9	39.001	27.004	30.014	1:36.019
10	42.396	32.538	32.699	1:47.633
11	55.410	45.537	50.926	2:31.873
12	1:33.811	47.166	41.030	3:02.007
<b>No.171 Benvenuti Mario Massaini Fabrizio</b>				
1				13:19.758
2				1:43.821
3				1:47.239
4				1:44.585
5				1:42.496
6				1:43.318
7				1:46.688
8				1:43.874
9				1:55.413
10				2:47.309
11				3:00.616












### Adria International Raceway - Ro - 21/22 Aprile 2018

2<sup>a</sup> Divisione

Race 1 (R1)  
Starting Grid

Document 7

76	<b>Gallo Luigi</b> Mini Cooper S Turismo 3		10	128	<b>Moltoni Ivan</b> Peugeot 106 Turismo 6	
171	<b>Massaini Fabrizio</b> Citroen Saxo 1.6 Plus		9	130	<b>Sbei Matteo</b> Peugeot 106 Turismo 6	
131	<b>Malavolta Alessandro</b> Peugeot 106 Turismo 6		8	127	<b>Caproni Fabrizio</b> Peugeot 106 Turismo 6	
129	<b>Amendolagine Fausto</b> Peugeot 106 1.3 Turismo 6		7	126	<b>Scocco Tonino</b> Peugeot 106 1.3 Turismo 6	
92	<b>Sturla Pierluigi</b> Honda Civic Turismo 4		6	115	<b>Fabris Ivan</b> Citroen Saxo Turismo 5	
170	<b>Cruciani Eliseo</b> Citroen Saxo 1.6 1.6 Plus		5	91	<b>Polianenko Anton</b> Ford Fiesta 1.6 Turismo 4	
93	<b>Bommartini Matteo</b> Honda Civic Turismo 4		4	147	<b>Dalla Bona Andrea</b> Renault Clio RS Cup Clio RS Cup	
94	<b>Billo Gianfranco</b> Peugeot 206 RC Turismo 4		3	148	<b>Mariella Onofrio</b> Renault Clio RS Cup Clio RS Cup	
143	<b>Tablò Fabrizio Paolo</b> Renault Clio 2.0 Clio RS Cup		2	142	<b>Dragani Gianluca</b> Renault Clio RS Cup Clio RS Cup	
146	<b>Beltrami Mario</b> Renault Clio RS Cup Clio RS Cup		1	145	<b>Billo Massimo</b> Renault Clio RS Cup Clio RS Cup	

POLE POSITION





### Adria International Raceway - Ro - 21/22 Aprile 2018

## 2^ Divisione

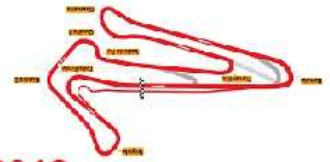
### Qualifying Practice Risultati Definitivi

### Document 6.1 OFFICIAL

Rnk	No.	Entrant	Nation	Driver	Nation	Sector 1	Sector 2	Sector 3	Time	Gap	Interv.	Laps	Class	Car
1	145	Billo Massimo	ITA	Billo Massimo Billo Massimo	ITA	36.753			<b>1:29.745</b>			12	Clio RS Cup	Renault Clio RS Cup
2	146	Beltrami Mario	ITA	Beltrami Mario Beltrami Mario	ITA	37.323	25.640	28.092	<b>1:31.055</b>	1.310	1.310	11	Clio RS Cup	Renault Clio RS Cup
3	142	Dragani Gianluca	ITA	Dragani Gianluca Gianluca	ITA				<b>1:31.141</b>	1.396	0.086	14	Clio RS Cup	Renault Clio RS Cup
4	143	Tablò Fabrizio Paolo	ITA	Tablò Fabrizio Paolo Luzi	ITA				<b>1:31.185</b>	1.440	0.044	14	Clio RS Cup	Renault Clio 2.0
5	148	Mariella Onofrio	ITA	Mariella Onofrio Mariella	ITA				<b>1:31.260</b>	1.515	0.075	14	Clio RS Cup	Renault Clio RS Cup
6	94	Billo Gianfranco	ITA	Billo Gianfranco Billo Gianfranco	ITA				<b>1:31.418</b>	1.673	0.158	13	Turismo 4	Peugeot 206 RC
7	147	Dalla Bona Andrea	ITA	Dalla Bona Andrea Dalla Bona	ITA	37.467			<b>1:31.635</b>	1.890	0.217	14	Clio RS Cup	Renault Clio RS Cup
8	93	Bommartini Matteo	ITA	Bommartini Matteo Accornero	ITA	37.672			<b>1:32.627</b>	2.882	0.992	14	Turismo 4	Honda Civic
9	91	Tsunami	UKR	Polianenko Anton Kopylov	UKR	37.786	26.209	28.680	<b>1:32.675</b>	2.930	0.048	14	Turismo 4	Ford Fiesta 1.6
10	170	Cruciani Eliseo	ITA	Cruciani Eliseo Cruciani Eliseo	ITA	38.696			<b>1:34.756</b>	5.011	2.081	14	1.6 Plus	Citroen Saxo 1.6
11	115	Fabris Ivan	ITA	Fabris Ivan Fabris Pietro	ITA				<b>1:37.184</b>	7.439	2.428	12	Turismo 5	Citroen Saxo
12	92	Tibiletti Marco	ITA	Sturla Pierluigi Tibiletti Marco	ITA	38.840			<b>1:37.435</b>	7.690	0.251	10	Turismo 4	Honda Civic
13	126	Scocco Tonino	ITA	Scocco Tonino Scocco Tonino	ITA	40.436			<b>1:38.079</b>	8.334	0.644	10	Turismo 6	Peugeot 106 1.3
14	129	Amendolagine Fausto	ITA	Amendolagine Fausto Amendolagine	ITA	40.699			<b>1:38.082</b>	8.337	0.003	8	Turismo 6	Peugeot 106 1.3
15	127	Caprioni Fabrizio	ITA	Caprioni Fabrizio Caprioni Fabrizio	ITA				<b>1:39.197</b>	9.452	1.115	13	Turismo 6	Peugeot 106
16	131	Malavolta Alessandro	ITA	Malavolta Alessandro Malavolta	ITA				<b>1:39.683</b>	9.938	0.486	13	Turismo 6	Peugeot 106
17	130	Re Luca	ITA	Sbei Matteo Re Luca	ITA				<b>1:41.244</b>	11.499	1.561	13	Turismo 6	Peugeot 106
18	171	Massaini Fabrizio	ITA	Massaini Fabrizio Benvenuto	ITA	43.780			<b>1:46.552</b>	16.807	5.308	4	1.6 Plus	Citroen Saxo
19	128	Moltoni Ivan	ITA	Moltoni Ivan Moltoni Ivan	ITA	44.286	30.197	33.939	<b>1:48.422</b>	18.677	1.870	7	Turismo 6	Peugeot 106
<b>Not Classified</b>														
	76	Gallo Luigi	ITA	Gallo Luigi Bosi Stefano	ITA				DNS				Turismo 3	Mini Cooper S

No.76 Bosi Stefano Gallo Luigi : Decisione n° 3 dei Commissari Sportivi; il concorrente n° 76 viene ammesso alla partenza di Gara 1 e 2





## Adria International Raceway - Ro - 21/22 Aprile 2018

### 2<sup>A</sup> Divisione

### Qualifying Practice Best Sectors Analysis

For information purposes. No official / regulatory value

S1			S2			S3			Ideal Lap Times						
Rnk	No.	Time	Rnk	No.	Time	Rnk	No.	Time	Rnk	No.	Driver	Nation	Ideal Lap	Best Lap	Diff.
1	145	36.753	1	146	25.640	1	146	28.092	1	146	Beltrami Mario Beltrami Mario	ITA	1:30.734	1:31.055	0.321
2	146	37.002	2	91	26.209	2	91	28.496	2	91	Kopylets Paulo Polianyenko Anton	UKR	1:32.418	1:32.675	0.257
3	147	37.410	3	126	27.821	3	126	30.248	3	126	Scocco Tonino Scocco Tonino	ITA	1:38.281	1:38.079	
4	93	37.672	4	92	28.980	4	92	31.167	4	92	Tibiletti Marco Sturla Pierluigi	ITA	1:38.987	1:37.435	
5	91	37.713	5	128	30.197	5	128	33.939	5	128	Moltoni Ivan Moltoni Ivan	ITA	1:47.944	1:48.422	0.478
6	170	38.621													
7	92	38.840													
8	126	40.212													
9	129	40.699													
10	171	41.279													
11	131	41.575													
12	128	43.808													
13	130	44.843													



## 2<sup>A</sup> Divisione

### Qualifying Practice Analysis

For information purposes. No official / regulatory value

Laps	Sector 1	Sector 2	Sector 3	Lap Time
<b>No.91 Kopylets Paulo Polianenko Anton</b>				
1		33.173	32.363	
2	<b>42.517</b>	<b>29.755</b>	<b>30.327</b>	<b>1:42.599</b>
3	<b>41.053</b>	<b>29.265</b>	30.816	1:41.134
4	<b>39.608</b>	<b>27.826</b>	<b>29.416</b>	<b>1:36.850</b>
5	<b>39.341</b>	<b>27.376</b>	<b>28.985</b>	<b>1:35.702</b>
6	<b>39.049</b>	<b>26.880</b>	29.128	<b>1:35.057</b>
7	<b>IN 38.628</b>	27.682	29.588	1:35.898
8	2:53.824	32.259	33.983	4:00.066
9	44.469	29.761	31.915	1:46.145
10	38.680	27.256	29.679	1:35.615
11	<b>38.152</b>	<b>26.335</b>	<b>28.496</b>	<b>1:32.983</b>
12	<b>37.786</b>	<b>26.209</b>	28.680	<b>1:32.675</b>
13	<b>37.713</b>	27.005	30.118	1:34.836
14	38.263	28.748	37.996	1:45.007

Laps	Sector 1	Sector 2	Sector 3	Lap Time
<b>No.92 Tibiletti Marco Sturla Pierluigi</b>				
1				
2	<b>40.035</b>			<b>1:38.923</b>
3	<b>39.378</b>			<b>1:38.381</b>
4	<b>38.840</b>			<b>1:37.435</b>
5	<b>IN 39.590</b>			1:37.600
6	3:45.070			4:47.982
7	40.142	<b>28.980</b>	<b>31.167</b>	1:40.289
8	42.647			1:50.492
9	<b>IN 41.780</b>			1:46.325
10	<b>IN 2:08.740</b>			3:18.529

Laps	Sector 1	Sector 2	Sector 3	Lap Time
<b>No.93 Accorsi Lorenzo Bommartini Matteo</b>				
1				
2	<b>38.598</b>			<b>1:34.882</b>
3	<b>38.154</b>			<b>1:32.806</b>
4	<b>38.088</b>			1:33.343
5	39.369			1:36.941
6	38.108			<b>1:32.795</b>
7	<b>IN 42.568</b>			1:42.354
8	2:30.134			3:27.645
9	40.571			1:37.162
10	38.330			1:33.692
11	<b>37.834</b>			1:38.917
12	38.547			1:33.945
13	<b>37.672</b>			<b>1:32.627</b>
14	40.341			1:39.191

Laps	Sector 1	Sector 2	Sector 3	Lap Time
<b>No.94 Billo Gianfranco Billo Gianfranco</b>				
1				
2				<b>1:34.170</b>
3				<b>1:32.377</b>
4				<b>1:31.418</b>
5				1:31.732
6	<b>IN</b>			1:43.813
7				4:19.109
8				1:35.044
9				1:32.904
10				1:33.006
11	<b>IN</b>			1:56.052
12				2:34.265
13				1:34.344

Laps	Sector 1	Sector 2	Sector 3	Lap Time
<b>No.115 Fabris Pietro Fabris Ivan</b>				
1				
2				<b>1:40.689</b>
3				<b>1:37.184</b>
4	<b>IN</b>			1:48.135
5				3:02.417
6				1:42.542
7				1:38.513
8				1:50.656
9				2:01.468

Laps	Sector 1	Sector 2	Sector 3	Lap Time
<b>No.126 Scocco Tonino Scocco Tonino</b>				
10				2:00.729
11				1:37.970
12	<b>IN</b>			2:03.818
1		34.449	34.385	
2	<b>41.194</b>			<b>1:39.616</b>
3	<b>40.436</b>			<b>1:38.079</b>
4	<b>40.212</b>	<b>27.821</b>	<b>30.248</b>	1:38.281
5	40.450			1:38.528
6	45.605	33.793	33.073	1:52.471
7	<b>IN 42.935</b>	30.685	31.551	1:45.171
8	2:05.996			3:06.980
9	40.829			1:38.773
10	<b>IN 1:29.020</b>	1:14.122	1:23.606	4:06.748

Laps	Sector 1	Sector 2	Sector 3	Lap Time
<b>No.127 Caprioni Fabrizio Caprioni Fabrizio</b>				
1				
2				<b>1:41.741</b>
3				<b>1:39.888</b>
4				1:41.049
5				<b>1:39.197</b>
6				1:39.321
7	<b>IN</b>			1:52.876
8				4:51.551
9				1:39.676
10				1:58.376
11				1:44.385
12				1:40.525
13				1:40.588

Laps	Sector 1	Sector 2	Sector 3	Lap Time
<b>No.128 Moltoni Ivan Moltoni Ivan</b>				
1		34.487	35.933	
2	<b>44.487</b>			<b>1:51.261</b>
3	46.130	<b>35.932</b>	<b>33.948</b>	1:56.010
4	<b>IN 44.326</b>	<b>31.199</b>	36.435	1:51.960
5	2:11.002	<b>31.065</b>	34.990	3:17.057
6	<b>43.808</b>	<b>30.653</b>	34.052	<b>1:48.513</b>
7	44.286	<b>30.197</b>	<b>33.939</b>	<b>1:48.422</b>

Laps	Sector 1	Sector 2	Sector 3	Lap Time
<b>No.129 Amendolagine Fausto Amendolagine Fausto</b>				
1				
2	<b>40.699</b>			<b>1:38.082</b>
3	42.189			1:49.329
4	<b>IN 40.709</b>			1:50.145
5	3:47.747			4:46.116
6	<b>IN 42.505</b>			1:46.835
7	<b>IN 4:19.627</b>			5:30.314
8	4:50.211			5:53.313

Laps	Sector 1	Sector 2	Sector 3	Lap Time
<b>No.130 Re Luca Sbei Matteo</b>				
1				
2	<b>44.843</b>			<b>1:48.035</b>
3				<b>1:46.731</b>
4				1:46.769
5	<b>IN</b>			1:51.275
6	2:20.035			3:21.883
7				<b>1:43.121</b>
8				<b>1:42.398</b>
9				1:52.034
10				<b>1:42.239</b>
11				<b>1:41.742</b>
12				<b>1:41.244</b>
13				2:02.026

Laps	Sector 1	Sector 2	Sector 3	Lap Time
<b>No.131 Malavolta Alessandro Malavolta Alessandro</b>				
1				
2	<b>41.575</b>			<b>1:40.324</b>
3				<b>1:39.683</b>
4				1:40.029

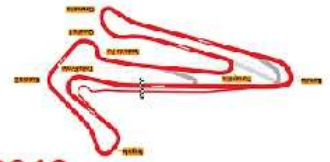
Laps	Sector 1	Sector 2	Sector 3	Lap Time
5				1:41.032
6				1:40.462
7				1:41.082
8	50.372			2:02.973
9	<b>IN 51.209</b>			2:00.514
10				3:51.761
11				1:43.098
12				1:41.385
13				1:40.306

Laps	Sector 1	Sector 2	Sector 3	Lap Time
<b>No.142 Giani Andrea Dragani Gianluca</b>				
1				
2				<b>1:46.693</b>
3				<b>1:35.646</b>
4				<b>1:32.080</b>
5				<b>1:31.715</b>
6				<b>1:31.141</b>
7				1:32.608
8				1:31.769
9				1:31.198
10	<b>IN</b>			1:59.596
11				3:29.002
12				1:40.175
13				1:32.501
14				1:31.571

Laps	Sector 1	Sector 2	Sector 3	Lap Time
<b>No.143 Luzio Luigi Tablò Fabrizio Paolo</b>				
1				
2				<b>1:32.830</b>
3				<b>1:31.690</b>
4				1:56.075
5	<b>IN</b>			1:54.767
6				2:47.380
7				1:32.774
8				<b>1:31.185</b>
9				1:47.366
10				1:31.828
11				1:31.748
12				1:54.854
13				1:31.751
14				1:34.989

Laps	Sector 1	Sector 2	Sector 3	Lap Time
<b>No.145 Billo Massimo Billo Massimo</b>				
1		28.250	29.938	
2	<b>36.885</b>			<b>1:29.955</b>
3	36.946			1:30.214
4	<b>36.753</b>			<b>1:29.745</b>
5	<b>IN 39.035</b>			1:39.445
6	3:40.388			4:36.660
7	47.927			1:48.596
8	54.296			1:55.950
9	47.700			1:55.064
10	<b>IN 36.971</b>			1:46.659
11	2:19.526			3:14.781
12	<b>IN 36.909</b>			1:37.387

Laps	Sector 1	Sector 2	Sector 3	Lap Time
<b>No.146 Beltrami Mario Beltrami Mario</b>				
1		36.865	31.498	
2	<b>37.323</b>	<b>25.640</b>	<b>28.092</b>	<b>1:31.055</b>
3	<b>37.002</b>			1:32.984
4	37.195			1:31.173
5	37.082			1:31.482
6	<b>IN 38.364</b>			1:36.976
7	3:41.180			4:36.931
8	37.410			1:31.760
9	37.151			1:31.402
10	<b>IN 37.982</b>	29.866	37.774	1:45.622
11	<b>IN 2:17.382</b>	31.988	41.603	3:30.973



### Adria International Raceway - Ro - 21/22 Aprile 2018

## 2<sup>A</sup> Divisione

## Qualifying Practice Analysis

For information purposes. No official / regulatory value

Laps	Sector 1	Sector 2	Sector 3	Lap Time
<b>No.147 Dalla Bona Andrea Dalla Bona Andrea</b>				
1				
2	37.532			1:31.962
3	37.662			1:31.826
4	37.492			1:31.877
5	37.492			1:32.137
6	37.467			1:31.635
7	IN 41.617			1:42.259
8	3:18.146			4:16.595
9	41.417			1:36.621
10	37.699			1:32.534
11	37.512			1:36.128
12	37.410			1:32.046
13	37.488			1:32.063
14	37.500			1:32.598
<b>No.148 Mariella Onofrio Mariella Onofrio</b>				
1				
2				1:47.198
3				1:32.724
4				1:31.832
5				1:31.791
6				1:31.598
7				1:57.715
8				1:32.212
9				1:31.260
10				1:31.761
11				1:32.423
12				1:32.328
13	IN			1:54.090
14				2:15.951
<b>No.170 Cruciani Eliseo Cruciani Eliseo</b>				
1				
2	39.282			1:35.897
3	39.364			1:35.423
4	38.947			1:35.155
5				1:35.511
6	38.997			1:35.583
7	IN 40.030			1:41.884
8	2:42.252			3:39.604
9	38.856			1:34.780
10	41.555			1:37.930
11	38.621			1:34.856
12	38.696			1:34.756
13				1:34.844
14	40.005			1:42.927
<b>No.171 Benvenuti Mario Massaini Fabrizio</b>				
1				
2	43.849			1:46.994
3	43.780			1:46.552
4	IN 41.279			1:53.049



### Adria International Raceway - Ro - 21/22 Aprile 2018

## 2<sup>a</sup> Divisione

## Elenco Verificati (20 Drivers)

## Document 4

No.	Entrant	Transponder	Nation	Driver	Nation	Car	Class
76	Gallo Luigi	554		<b>Bosi Stefano Gallo Luigi</b>		Mini Cooper S	Turismo 3
91	Tsunami	545		<b>Kopylets Paulo Polianenko Anton</b>		Ford Fiesta 1.6	Turismo 4
92	Tibiletti Marco	553		<b>Tibiletti Marco Sturla Pierluigi</b>		Honda Civic	Turismo 4
93	Bommartini Matteo	559		<b>Accorsi Lorenzo Bommartini Matteo</b>		Honda Civic	Turismo 4
94	Billo Gianfranco	548		<b>Billo Gianfranco Billo Gianfranco</b>		Peugeot 206 RC	Turismo 4
115	Fabris Ivan	560		<b>Fabris Pietro Fabris Ivan</b>		Citroen Saxo	Turismo 5
126	Scocco Tonino	550		<b>Scocco Tonino Scocco Tonino</b>		Peugeot 106 1.3	Turismo 6
127	Caprioni Fabrizio	547		<b>Caprioni Fabrizio Caprioni Fabrizio</b>		Peugeot 106	Turismo 6
128	Moltoni Ivan	567		<b>Moltoni Ivan Moltoni Ivan</b>		Peugeot 106	Turismo 6
129	Amendolagine Fausto	557		<b>Amendolagine Fausto Amendolagine Fausto</b>		Peugeot 106 1.3	Turismo 6
130	Re Luca	549		<b>Re Luca Sbei Matteo</b>		Peugeot 106	Turismo 6
131	Malavolta Alessandro	552		<b>Malavolta Alessandro Malavolta Alessandro</b>		Peugeot 106	Turismo 6
142	Dragani Gianluca	537		<b>Giani Andrea Dragani Gianluca</b>		Renault Clio RS Cup	Clio RS Cup
143	Tablò Fabrizio Paolo	538		<b>Luzio Luigi Tablò Fabrizio Paolo</b>		Renault Clio 2.0	Clio RS Cup
145	Billo Massimo	546		<b>Billo Massimo Billo Massimo</b>		Renault Clio RS Cup	Clio RS Cup
146	Beltrami Mario	543		<b>Beltrami Mario Beltrami Mario</b>		Renault Clio RS Cup	Clio RS Cup
147	Dalla Bona Andrea	551		<b>Dalla Bona Andrea Dalla Bona Andrea</b>		Renault Clio RS Cup	Clio RS Cup
148	Mariella Onofrio	542		<b>Mariella Onofrio Mariella Onofrio</b>		Renault Clio RS Cup	Clio RS Cup
170	Cruciani Eliseo	535		<b>Cruciani Eliseo Cruciani Eliseo</b>		Citroen Saxo 1.6	1.6 Plus
171	Massaini Fabrizio	555		<b>Benvenuti Mario Massaini Fabrizio</b>		Citroen Saxo	1.6 Plus