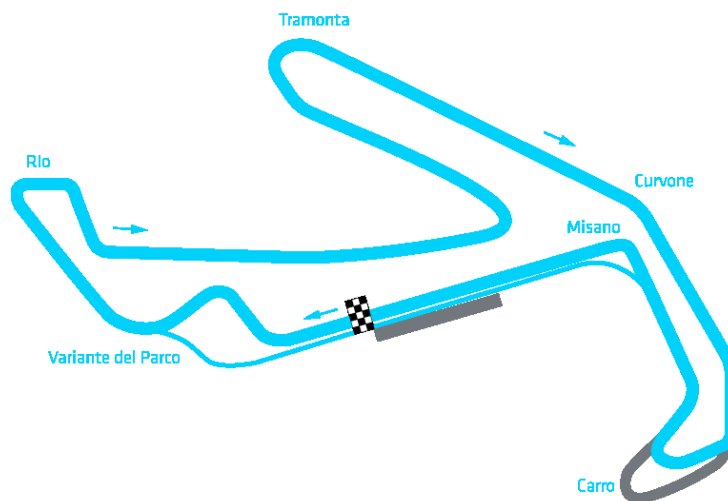




MISANO GRAND PRIX TRUCK 2018

Race 2



Misano World Circuit 4048 m

25.-27. MAY 2018

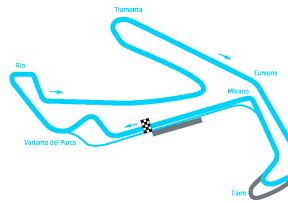
MISANO GRAND PRIX TRUCK 2018

Misano World Circuit, length 4048 m

25.-27. MAY 2018

Super Cup 2018

Result Race 2, 27.05.2018



started : 44 classified : 39 not classified : 5

Po ^s	No.	Cl.	Entrant Driver, Place	Sponsor Make	Lap	Time total	Interval GAP	Avg. Total	fastest Avg.	at Lap
1	34	GT2	A-Style Team Massimo Pigoli / ITA	Porsche 997 Cup	15	26:06.754		139.519	1:41.940	3
2	36	GT2	Master -vr Andrii Iefimenko / UKR	Porsche 991	15	26:10.784	04.030	139.161	1:42.660	3
3	38	GT2	Lucio Cosimo Giofrè / ITA	Porsche 991	15	26:35.665	28.911	136.991	1:42.374	3
4	33	Turism	Luigia Martina Del Castello / ITA	Chevrolet Lumina	15	26:37.086	30.332	136.869	1:44.751	9
5	42	GT1	Mario Alessandro Cagliani / ITA	Porsche 997 Cup	15	27:14.741	1:07.987	133.717	1:45.936	13
6	35	GT1	Autorlando Sport Alessandro Nervi / ITA	Porsche 997 3.6	15	27:17.659	1:10.905	133.478	1:46.375	12
7	29	GT1	Massimo Regni / ITA	Porsche 997 GT3 Cup	15	27:52.047	1:45.293	130.733	1:47.107	5
8	46	Turism	Andrea Argenti / ITA	Opel Astra TCR	14	26:02.883	1 lap	130.540	1:47.490	4
9	44	Turism	Mauro Cesari / ITA	Seat Leon SC	14	26:24.653	1 lap	128.747	1:50.700	3
10	45	Turism	Collecchio Corse Enrico Battaglia / ITA	BMW M3 E46	14	26:44.668	1 lap	127.141	1:50.501	11
11	32	Caym ^c	Patrick Daniel Bellezza / ITA	Porsche Cayman	14	26:59.993	1 lap	125.938	1:53.290	4
12	18	Gr. E1	Sesa Racing Arturo Pucciarelli / ITA	Alfa Romeo 147 2.0	14	27:12.170	1 lap	124.999	1:52.124	5
13	166	Mitjet	Sc. Costa Ovest Angelo Pucci Grossi / ITA	Mitjet	14	27:29.036	1 lap	123.720	1:54.918	7
14	19	Gr. E1	Sesa Racing Sergio Borsini / ITA	Alfa Romeo 147	14	27:29.195	1 lap	123.708	1:54.764	6
15	31	Caym ^c	Pierluigi Nebuloni / ITA	Porsche Cayman	14	27:33.249	1 lap	123.405	1:53.982	4
16	146	Clio R ⁱ	Mario Beltrami / ITA	Renault Clio Rs Cup	14	27:36.547	1 lap	123.159	1:49.231	10
17	143	Clio R ⁱ	Fabrizio Paolo Tablò / ITA	Renault Clio Rs Cup	14	27:47.808	1 lap	122.328	1:56.184	4
18	165	Mitjet	Sc. Costa Ovest Nicolò Pezzuto / ITA	Mitjet	14	27:55.642	1 lap	121.756	1:55.644	6
19	147	Clio R ⁱ	Andrea Dalla Bona / ITA	Renault Clio Rs Cup	14	28:18.034	1 lap	120.150	1:58.105	7
20	37	Turism	Roberto Del Castello / ITA	Cadillac CTS-V	13	24:37.439	2 laps	128.226	1:45.023	6
21	94	Turism	Superchallenge Gianfranco Billo / ITA	Peugeot 206 RC	13	26:16.958	2 laps	120.134	1:58.823	7
22	145	Clio R ⁱ	Superchallenge Massimo Billo / ITA	Renault Clio Rs Cup	13	26:20.258	2 laps	119.883	1:56.870	6
23	176	Clio 1.	Pino Severino / ITA	Renault Clio 1,6	13	26:38.504	2 laps	118.515	1:58.516	11
24	163	Mitjet	Sc. Costa Ovest Marcello Gunnella / ITA	Mitjet	13	26:41.533	2 laps	118.291	2:00.159	10
25	170	1.6 Plu	Eliseo Cruciani / ITA	Citroen Saxo 1.6	13	26:48.708	2 laps	117.763	2:00.197	4
26	95	Turism	Michele Febbraro / ITA	Honda Civic	13	27:11.383	2 laps	116.126	2:00.590	3

Subject to final scrutineering !

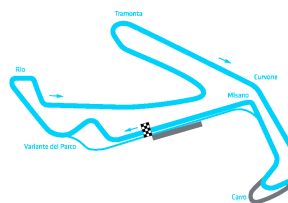
MISANO GRAND PRIX TRUCK 2018

Misano World Circuit, length 4048 m

25.-27. MAY 2018

Super Cup 2018

Result Race 2, 27.05.2018



started : 44 classified : 39 not classified : 5

Po ^s	No.	Cl.	Entrant Driver, Place	Sponsor Make	Lap	Time total	Interval GAP	Avg. Total	fastest Avg.	at Lap
27	77	Turism	Fausto Flavi / ITA	Mini Cooper S	13	27:19.647	2 laps 08.264	115.541	2:01.032 120.405	4
28	91	Turism	Paulo Kopylets / UKR	Ford Fiesta 1,6	13	27:40.078	2 laps 20.431	114.119	2:01.328 120.111	3
29	96	Turism	Andrea Ruani / ITA	Citroen Saxo	13	27:57.742	2 laps 17.664	112.917	2:01.941 119.507	4
30	115	Turism	Pietro Fabris / ITA	Citroen Saxo	13	28:11.569	2 laps 13.827	111.994	2:07.070 114.683	4
31	92	Turism	Marco Tibiletti / ITA	Honda Civic	13	28:16.218	2 laps 04.649	111.688	2:06.476 115.222	4
32	142	Clio R:	Gianluca Dragani / ITA	Renault Clio Rs Cup	12	24:26.877	3 laps 1 lap	119.215	1:59.466 121.983	8
33	129	Turism	Fausto Amendolagine / ITA	Peugeot 106 1.3	12	26:17.029	3 laps 1:50.152	110.888	2:07.172 114.591	3
34	126	Turism	Tonino Scocco / ITA	Peugeot 106 1.3	12	26:34.108	3 laps 17.079	109.700	2:08.555 113.358	2
35	149	Clio R:	Massimo Massaro / ITA	Renault Clio Rs Cup	12	27:37.272	3 laps 1:03.164	105.519	1:59.538 121.909	4
36	112	Turism	Andrea Bonifazi / ITA	Citroen Saxo	12	27:58.876	3 laps 21.604	104.161	2:07.439 114.351	3
37	171	1.6 Plu	Giorgio Massaini / ITA	Citroen Saxo	11	26:05.327	4 laps 1 lap	102.407	2:11.399 110.905	2
38	130	Turism	Matteo Sbei / ITA	Peugeot 106 Rally	11	27:14.934	4 laps 1:09.607	98.047	2:21.053 103.314	7
39	172	Turism	Mario Benvenuti / ITA	Peugeot 106 Rally	11	27:43.707	4 laps 28.773	96.352	2:21.794 102.774	7
DID NOT CLASSIFY										
48	Turism		Francesco Savoia / ITA	Seat Leon TCR	10	26:05.809	5 laps	93.069	1:47.135 136.023	10
127	Turism		Fabrizio Caproni / ITA	Peugeot 106 Rally	7	16:06.608	8 laps	105.534	2:13.354 109.279	5
131	Turism		Alessandro Malavolta / ITA	Peugeot 106	6	13:28.218	9 laps	108.185	2:09.591 112.452	2
141	Clio R:		Emidio Luzi / ITA	Renault Clio Rs Cup	5	10:16.432	10 laps	118.203	1:59.283 122.170	4
144	Clio R:		Alberto Rizzo / ITA	Renault Clio Rs Cup	5	10:17.042	10 laps	118.086	1:59.301 122.152	4

fastest lap: 34 Pigoli Massimo 1:41.940 =142.955 km/h

CARS # 29, 143 - 10 SEC TIME PENALTY (OVERTAKE DURING YELLOW FLAG)

Subject to final scrutineering !

Issued:

Clerk of the Course:

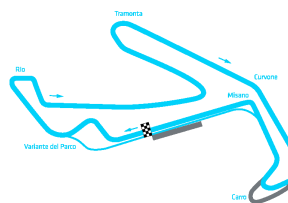
Timekeeper:

MISANO GRAND PRIX TRUCK 2018

Misano World Circuit, length 4048 m

25.-27. MAY 2018

Super Cup 2018



Result Race 2, 27.05.2018

Po ^s	No.	Cl.	Entrant Driver, Place	Sponsor Make	Lap	Time total	Interval	Avg. GAP	fastest Total	at Avg.	at Lap
-----------------	-----	-----	--------------------------	-----------------	-----	------------	----------	-------------	------------------	------------	-----------

1.6 Plus

Started: 2 **Classified: 2** **Not Classified: 0**

1	170	1.6 Plus	Eliseo Cruciani / ITA	Citroen Saxo 1.6	13	26:48.708			117.763	2:00.197	4
2	171	1.6 Plus	Giorgio Massaini / ITA	Citroen Saxo	11	26:05.327	2 Laps 2 Laps		102.407	2:11.399	2

Cayman Cup

Started: 2 **Classified: 2** **Not Classified: 0**

1	32	Cayman	Patrick Daniel Bellezza / ITA	Porsche Cayman	14	26:59.993			125.938	1:53.290	4
2	31	Cayman	Pierluigi Nebuloni / ITA	Porsche Cayman	14	27:33.249	33.256 +33.256		123.405	1:53.982	4

Clio 1.6 T

Started: 1 **Classified: 1** **Not Classified: 0**

1	176	Clio 1.6	Pino Severino / ITA	Renault Clio 1,6	13	26:38.504			118.515	1:58.516	11
---	-----	----------	---------------------	------------------	----	-----------	--	--	---------	----------	----

Clio Rs Cup

Started: 8 **Classified: 6** **Not Classified: 2**

1	146	Clio R:	Mario Beltrami / ITA	Renault Clio Rs Cup	14	27:36.547			123.159	1:49.231	10
2	143	Clio R:	Fabrizio Paolo Tablò / ITA	Renault Clio Rs Cup	14	27:47.808	11.261		122.328	1:56.184	4
3	147	Clio R:	Andrea Dalla Bona / ITA	Renault Clio Rs Cup	14	28:18.034	41.487	+11.261	120.150	1:58.105	7
4	145	Clio R:	Massimo Billo / ITA	Renault Clio Rs Cup	13	26:20.258	1 Lap	+30.226	119.883	1:56.870	6
5	142	Clio R:	Gianluca Dragani / ITA	Renault Clio Rs Cup	12	24:26.877	2 Laps	1 Lap	119.215	1:59.466	8
6	149	Clio R:	Massimo Massaro / ITA	Renault Clio Rs Cup	12	27:37.272	2 Laps	1 Lap	105.519	1:59.538	4

DID NOT CLASSIFY

141	Clio R:	Emidio Luzi / ITA	Renault Clio Rs Cup	5	10:16.432	9 Laps	7 Laps	118.203	1:59.283	4
144	Clio R:	Alberto Rizzo / ITA	Renault Clio Rs Cup	5	10:17.042	9 Laps	+00.610	118.086	1:59.301	4

Gr. E1 2.0

Started: 2 **Classified: 2** **Not Classified: 0**

1	18	Gr. E1	Arturo Pucciarelli / ITA	Alfa Romeo 147 2.0	14	27:12.170			124.999	1:52.124	5
2	19	Gr. E1	Sergio Borsini / ITA	Alfa Romeo 147	14	27:29.195	17.025 +17.025		123.708	1:54.764	6

GT1

Started: 3 **Classified: 3** **Not Classified: 0**

1	42	GT1	Mario Alessandro Cagliani / ITA	Porsche 997 Cup	15	27:14.741			133.717	1:45.936	13
---	----	-----	---------------------------------	-----------------	----	-----------	--	--	---------	----------	----

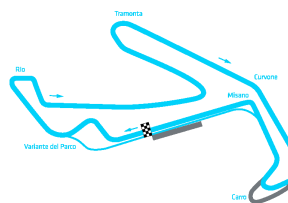
Subject to final scrutineering !

MISANO GRAND PRIX TRUCK 2018

Misano World Circuit, length 4048 m

25.-27. MAY 2018

Super Cup 2018



Result Race 2, 27.05.2018

Po ^s	No.	Cl.	Entrant Driver, Place	Sponsor Make	Lap	Time total	Interval GAP	Avg. Total	fastest Avg.	at Lap
2	35	GT1	Alessandro Nervi / ITA	Porsche 997 3.6	15	27:17.659	02.918	133.478	1:46.375	12
3	29	GT1	Massimo Regni / ITA	Porsche 997 GT3 Cup	15	27:52.047	+34.388	130.733	1:47.107	5

GT2

Started: 3 Classified: 3 Not Classified: 0

1	34	GT2	Massimo Pigoli / ITA	Porsche 997 Cup	15	26:06.754		139.519	1:41.940	3
2	36	GT2	Andrii Iefimenko / UKR	Porsche 991	15	26:10.784	04.030	139.161	1:42.660	3
3	38	GT2	Lucio Cosimo Giofrè / ITA	Porsche 991	15	26:35.665	+24.881	136.991	1:42.374	3

Mitjet

Started: 3 Classified: 3 Not Classified: 0

1	166	Mitjet	Angelo Pucci Grossi / ITA	Mitjet	14	27:29.036		123.720	1:54.918	7
2	165	Mitjet	Nicolò Pezzuto / ITA	Mitjet	14	27:55.642	26.606	121.756	1:55.644	6
3	163	Mitjet	Marcello Gunnella / ITA	Mitjet	13	26:41.533	+26.606 1 Lap	118.291	2:00.159	10

Turismo 1

Started: 4 Classified: 3 Not Classified: 1

1	46	Turism	Andrea Argenti / ITA	Opel Astra TCR	14	26:02.883		130.540	1:47.490	4
2	44	Turism	Mauro Cesari / ITA	Seat Leon SC	14	26:24.653	21.770	128.747	1:50.700	3
3	45	Turism	Enrico Battaglia / ITA	BMW M3 E46	14	26:44.668	+21.770 41.785	127.141	1:50.501	11

DID NOT CLASSIFY

48	Turism	Francesco Savoia / ITA	Seat Leon TCR	10	26:05.809	4 Laps	93.069	1:47.135	10
----	--------	------------------------	---------------	----	-----------	--------	--------	----------	----

Turismo 3

Started: 1 Classified: 1 Not Classified: 0

1	77	Turism	Fausto Flavi / ITA	Mini Cooper S	13	27:19.647		115.541	2:01.032	4
---	----	--------	--------------------	---------------	----	-----------	--	---------	----------	---

Turismo 4

Started: 5 Classified: 5 Not Classified: 0

1	94	Turism	Gianfranco Billo / ITA	Peugeot 206 RC	13	26:16.958		120.134	1:58.823	7
2	95	Turism	Michele Febbraro / ITA	Honda Civic	13	27:11.383	54.425	116.126	2:00.590	3
3	91	Turism	Paulo Kopylets / UKR	Ford Fiesta 1,6	13	27:40.078	+54.425 1:23.120	114.119	2:01.328	3
4	96	Turism	Andrea Ruani / ITA	Citroen Saxo	13	27:57.742	+28.695 1:40.784	112.917	2:01.941	4
5	92	Turism	Marco Tibiletti / ITA	Honda Civic	13	28:16.218	+17.664 1:59.260	111.688	2:06.476	4

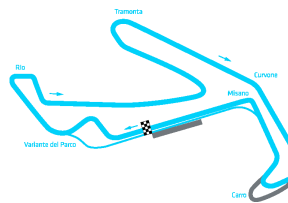
Subject to final scrutineering !

MISANO GRAND PRIX TRUCK 2018

Misano World Circuit, length 4048 m

25.-27. MAY 2018

Super Cup 2018



Result Race 2, 27.05.2018

Po#	No.	Cl.	Entrant Driver, Place	Sponsor Make	Lap	Time total	Interval	Avg. GAP	fastest Total	at Avg.	at Lap
-----	-----	-----	--------------------------	-----------------	-----	------------	----------	-------------	------------------	------------	-----------

Turismo 5

Started: 2 **Classified: 2** **Not Classified: 0**

1	115	Turism	Pietro Fabris / ITA	Citroen Saxo	13	28:11.569			111.994	2:07.070	4
2	112	Turism	Andrea Bonifazi / ITA	Citroen Saxo	12	27:58.876	1 Lap	104.161		2:07.439	3
							1 Lap			114.351	

Turismo 6

Started: 6 **Classified: 4** **Not Classified: 2**

1	129	Turism	Fausto Amendolagine / ITA	Peugeot 106 1.3	12	26:17.029			110.888	2:07.172	3
2	126	Turism	Tonino Scocco / ITA	Peugeot 106 1.3	12	26:34.108	17.079	109.700		2:08.555	2
3	130	Turism	Matteo Sbei / ITA	Peugeot 106 Rally	11	27:14.934	1 Lap	98.047		2:21.053	7
4	172	Turism	Mario Benvenuti / ITA	Peugeot 106 Rally	11	27:43.707	1 Lap	96.352		2:21.794	7
							+28.773			102.774	

DID NOT CLASSIFY

127	Turism	Fabrizio Caprioni / ITA	Peugeot 106 Rally	7	16:06.608	5 Laps	105.534		2:13.354	5
131	Turism	Alessandro Malavolta / ITA	Peugeot 106	6	13:28.218	6 Laps	108.185		2:09.591	2
							1 Lap		112.452	

Turismo V8

Started: 2 **Classified: 2** **Not Classified: 0**

1	33	Turism	Luigia Martina Del Castello / ITA	Chevrolet Lumina	15	26:37.086			136.869	1:44.751	9
2	37	Turism	Roberto Del Castello / ITA	Cadillac CTS-V	13	24:37.439	2 Laps	128.226		1:45.023	6
							2 Laps			138.758	

fastest lap: 34 Pigoli Massimo 1:41.940 =142.955 km/h

CARS # 29, 143 - 10 SEC TIME PENALTY (OVERTAKE DURING YELLOW FLAG)

Subject to final scrutineering !

Issued:

Clerk of the Course:

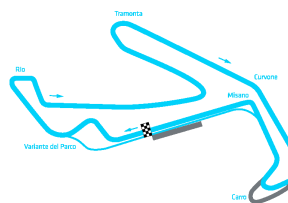
Timekeeper:

MISANO GRAND PRIX TRUCK 2018

Misano World Circuit, length 4048 m

25.-27. MAY 2018

Super Cup 2018



Lap by Lap Race 2, 27.05.2018

18 Arturo Pucciarelli , Alfa Romeo 147 2.0 Gr. E1 2.0 / ITA															
1	2:12.560	2	1:53.871	3	1:53.284	4	1:52.151	5	1:52.124	6	1:52.406	7	1:54.956	8	2:04.692
9	1:56.134	10	1:55.719	11	1:53.611	12	1:54.361	13	1:55.819	14	2:00.482				

19 Sergio Borsini , Alfa Romeo 147 Gr. E1 2.0 / ITA															
1	2:10.732	2	1:57.800	3	2:00.543	4	1:55.497	5	1:56.068	6	1:54.764	7	1:55.622	8	1:57.430
9	1:56.066	10	1:55.206	11	1:57.024	12	1:54.985	13	1:56.408	14	2:01.050				

29 Massimo Regni , Porsche 997 GT3 Cup GT1 / ITA															
1	2:00.841	2	1:49.300	3	1:48.260	4	1:49.229	5	1:47.107	6	1:49.284	7	1:49.135	8	1:49.294
9	1:49.886	10	1:49.055	11	1:52.021	12	1:52.156	13	1:49.050	14	1:51.912	15	1:55.517		

31 Pierluigi Nebuloni , Porsche Cayman Cayman Cup / ITA															
1	2:09.976	2	1:56.079	3	1:55.797	4	1:53.982	5	1:55.057	6	1:55.211	7	1:57.306	8	2:00.022
9	1:57.353	10	1:58.039	11	1:57.080	12	1:56.907	13	1:56.470	14	2:03.970				

32 Patrick Daniel Bellezza , Porsche Cayman Cayman Cup / ITA															
1	2:07.154	2	1:53.677	3	1:53.570	4	1:53.290	5	1:54.230	6	1:54.185	7	1:54.935	8	1:56.509
9	1:55.698	10	1:55.842	11	1:54.400	12	1:54.700	13	1:55.115	14	1:56.688				

33 Luigia Martina Del Castello , Chevrolet Lumina Turismo V8 / ITA															
1	1:54.342	2	1:45.304	3	1:45.146	4	1:44.946	5	1:46.238	6	1:46.355	7	1:48.187	8	1:45.964
9	1:44.751	10	1:47.369	11	1:46.211	12	1:44.960	13	1:44.896	14	1:45.471	15	1:46.946		

34 Massimo Pigoli , Porsche 997 Cup GT2 / ITA															
1	1:49.820	2	1:42.145	3	1:41.940	4	1:44.272	5	1:43.523	6	1:44.277	7	1:45.007	8	1:44.401
9	1:44.284	10	1:44.854	11	1:43.748	12	1:44.594	13	1:44.131	14	1:45.168	15	1:44.590		

35 Alessandro Nervi , Porsche 997 3.6 GT1 / ITA															
1	1:59.163	2	1:49.581	3	1:48.224	4	1:47.778	5	1:47.283	6	1:49.128	7	1:49.551	8	1:48.616
9	1:48.985	10	1:48.687	11	1:48.407	12	1:46.375	13	1:46.396	14	1:48.623	15	1:50.862		

36 Andrii Iefimenko , Porsche 991 GT2 / UKR															
1	1:52.403	2	1:42.942	3	1:42.660	4	1:43.688	5	1:47.918	6	1:44.480	7	1:45.348	8	1:42.780
9	1:46.243	10	1:44.045	11	1:43.805	12	1:43.201	13	1:43.166	14	1:44.852	15	1:43.253		

37 Roberto Del Castello , Cadillac CTS-V Turismo V8 / ITA															
1	2:22.063	2	1:51.178	3	1:46.274	4	1:45.062	5	1:45.171	6	1:45.023	pit	2:28.252	8	1:58.665
9	1:46.870	10	1:46.285	11	1:47.500	12	1:46.540	13	1:48.556						

38 Lucio Cosimo Giofrè , Porsche 991 GT2 / ITA															
1	1:51.744	2	1:42.588	3	1:42.374	4	1:44.730	5	1:53.999	6	1:44.875	7	1:49.441	8	1:45.110
9	1:45.428	10	1:46.589	11	1:46.662	12	1:43.828	13	1:45.579	14	1:45.625	15	1:47.093		

42 Mario Alessandro Cagliani , Porsche 997 Cup GT1 / ITA															
1	2:00.497	2	1:49.191	3	1:48.275	4	1:48.037	5	1:48.003	6	1:48.924	7	1:48.538	8	1:49.027
9	1:47.155	10	1:47.966	11	1:48.357	12	1:47.451	13	1:45.936	14	1:48.479	15	1:48.905		

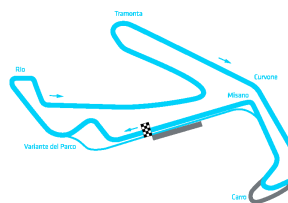
44 Mauro Cesari , Seat Leon SC Turismo 1 / ITA															
1	2:04.108	2	1:51.102	3	1:50.700	4	1:51.451	5	1:54.160	6	1:52.328	7	1:51.686	8	1:52.204

MISANO GRAND PRIX TRUCK 2018

Misano World Circuit, length 4048 m

25.-27. MAY 2018

Super Cup 2018



Lap by Lap Race 2, 27.05.2018

9	1:52.316	10	1:52.653	11	1:51.160	12	1:53.109	13	1:52.619	14	1:55.057			
---	----------	----	----------	----	----------	----	----------	----	----------	----	----------	--	--	--

45 Enrico Battaglia , BMW M3 E46 Turismo 1 / ITA

1	2:21.697	2	1:54.479	3	1:53.939	4	1:53.095	5	1:53.758	6	1:51.281	7	1:50.942	8	1:52.588
9	1:54.723	10	1:52.588	11	1:50.501	12	1:51.746	13	1:51.305	14	1:52.026				

46 Andrea Argenti , Opel Astra TCR Turismo 1 / ITA

1	1:57.374	2	1:48.299	3	1:47.853	4	1:47.490	5	1:48.877	6	1:50.811	7	1:47.922	8	1:49.731
9	1:48.756	10	1:49.646	11	1:50.423	12	1:55.823	13	2:00.773	14	1:59.105				

48 Francesco Savoia , Seat Leon TCR Turismo 1 / ITA

1	1:59.854	2	1:47.726	3	1:47.898	4	1:47.597	5	1:47.704	6	1:50.249	7	1:48.452	pit	9:25.783
9	2:03.411	10	1:47.135												

77 Fausto Flavi , Mini Cooper S Turismo 3 / ITA

1	2:23.220	2	2:03.311	3	2:01.057	4	2:01.032	5	2:07.474	6	2:02.694	7	2:05.173	8	2:02.491
9	2:09.849	10	2:03.433	11	2:05.122	12	2:04.264	13	2:10.527						

91 Paulo Kopylets , Ford Fiesta 1,6 Turismo 4 / UKR

1	2:23.668	2	2:03.488	3	2:01.328	4	2:01.920	5	2:03.966	6	2:05.572	7	2:05.543	8	2:09.039
9	2:05.483	10	2:07.530	11	2:08.489	12	2:08.940	13	2:15.112						

92 Marco Tibiletti , Honda Civic Turismo 4 / ITA

1	2:33.112	2	2:07.200	3	2:06.638	4	2:06.476	5	2:09.410	6	2:07.452	7	2:10.165	8	2:09.029
9	2:07.773	10	2:10.737	11	2:06.634	12	2:07.280	13	2:14.312						

94 Gianfranco Billo , Peugeot 206 RC Turismo 4 / ITA

1	2:14.617	2	1:59.855	3	1:59.030	4	1:59.789	5	2:00.533	6	1:59.982	7	1:58.823	8	2:00.108
9	2:00.411	10	2:02.091	11	2:00.948	12	2:00.042	13	2:00.729						

95 Michele Febbraro , Honda Civic Turismo 4 / ITA

1	2:15.226	2	2:08.208	3	2:00.590	4	2:01.717	5	2:01.547	6	2:05.013	7	2:01.735	8	2:02.750
9	2:01.334	10	2:02.081	11	2:08.414	12	2:08.677	13	2:14.091						

96 Andrea Ruani , Citroen Saxo Turismo 4 / ITA

1	2:26.255	2	2:02.671	3	2:03.173	4	2:01.941	5	2:02.194	6	2:02.761	7	2:03.749	8	2:04.973
9	2:06.131	10	2:04.798	11	2:22.249	12	2:04.788	13	2:32.059						

112 Andrea Bonifazi , Citroen Saxo Turismo 5 / ITA

1	2:28.269	2	2:07.978	3	2:07.439	4	2:08.392	5	2:09.766	6	2:12.283	7	2:15.021	8	2:21.270
9	2:25.147	10	2:31.829	11	2:34.080	12	2:37.402								

115 Pietro Fabris , Citroen Saxo Turismo 5 / ITA

1	2:29.325	2	2:07.254	3	2:07.210	4	2:07.070	5	2:07.195	6	2:08.771	7	2:07.756	8	2:09.060
9	2:13.198	10	2:08.425	11	2:08.311	12	2:07.479	13	2:10.515						

126 Tonino Scocco , Peugeot 106 1.3 Turismo 6 / ITA

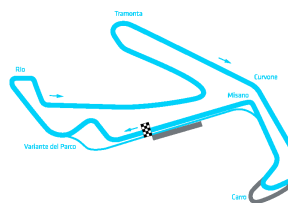
1	2:30.453	2	2:08.555	3	2:09.179	4	2:10.357	5	2:09.971	6	2:10.254	7	2:10.508	8	2:12.415
9	2:13.366	10	2:13.828	11	2:11.959	12	2:13.263								

MISANO GRAND PRIX TRUCK 2018

Misano World Circuit, length 4048 m

25.-27. MAY 2018

Super Cup 2018



Lap by Lap Race 2, 27.05.2018

127 Fabrizio Caprioni , Peugeot 106 Rally Turismo 6 / ITA													
1	2:36.048	2	2:13.962	3	2:15.229	4	2:16.513	5	2:13.354	6	2:14.680	7	2:16.822

129 Fausto Amendolagine , Peugeot 106 1.3 Turismo 6 / ITA															
1	2:29.948	2	2:07.458	3	2:07.172	4	2:07.994	5	2:10.866	6	2:10.480	7	2:08.889	8	2:11.054
9	2:10.672	10	2:11.564	11	2:11.183	12	2:09.749								

130 Matteo Sbei , Peugeot 106 Rally Turismo 6 / ITA															
1	2:43.824	2	2:25.858	3	2:28.647	4	2:26.625	5	2:24.493	6	2:24.067	7	2:21.053	8	2:25.084
9	2:31.293	10	2:28.882	11	2:35.108										

131 Alessandro Malavolta , Peugeot 106 Turismo 6 / ITA														
1	2:32.564	2	2:09.591	3	2:11.107	4	2:11.232	5	2:11.258	6	2:12.466			

141 Emidio Luzi , Renault Clio Rs Cup Clio Rs Cup / ITA													
1	2:18.837	2	1:59.352	3	1:59.481	4	1:59.283	5	1:59.479				

142 Gianluca Dragani , Renault Clio Rs Cup Clio Rs Cup / ITA															
1	2:19.697	2	2:00.731	3	1:59.747	4	2:00.246	5	2:00.551	6	2:02.630	7	2:01.138	8	1:59.466
9	2:00.372	10	2:00.934	11	2:00.770	12	2:00.595								

143 Fabrizio Paolo Tablò , Renault Clio Rs Cup Clio Rs Cup / ITA															
1	2:11.967	2	1:57.452	3	2:01.969	4	1:56.184	5	1:56.206	6	1:56.774	7	1:57.475	8	1:57.576
9	1:58.349	10	1:56.669	11	1:56.826	12	1:56.905	13	1:56.472	14	1:56.984				

144 Alberto Rizzo , Renault Clio Rs Cup Clio Rs Cup / ITA													
1	2:17.957	2	1:59.934	3	1:59.599	4	1:59.301	5	2:00.251				

145 Massimo Billo , Renault Clio Rs Cup Clio Rs Cup / ITA															
1	2:13.552	2	1:57.211	3	1:57.200	4	1:57.440	5	3:55.193	6	1:56.870	7	1:59.216	8	4:03.549
9	4:09.581	10	2:10.446												

146 Mario Beltrami , Renault Clio Rs Cup Clio Rs Cup / ITA															
1	2:12.210	2	1:57.550	3	1:57.283	4	1:56.845	5	1:58.092	6	1:56.567	7	1:56.980	8	1:57.087
9	2:05.406	10	1:49.231	11	1:57.433	12	1:57.097	13	1:56.910	14	1:57.856				

147 Andrea Dalla Bona , Renault Clio Rs Cup Clio Rs Cup / ITA															
1	2:16.250	2	1:58.819	3	1:59.046	4	1:59.474	5	1:59.431	6	1:59.367	7	1:58.105	8	1:58.437
9	1:58.502	10	1:59.582	11	2:00.195	12	1:58.396	13	1:58.254	14	1:42.636				

149 Massimo Massaro , Renault Clio Rs Cup Clio Rs Cup / ITA															
1	2:27.048	2	2:02.610	3	2:01.659	4	1:59.538	5	2:07.040	6	2:24.117	7	2:24.025	8	2:30.146
9	2:27.123	10	2:23.888	11	2:25.033	12	2:25.045								

163 Marcello Gunnella , Mitjet Mitjet / ITA															
1	2:20.585	2	2:01.217	3	2:00.960	4	2:00.719	5	2:00.556	6	2:04.603	7	2:04.226	8	2:03.388
9	2:00.358	10	2:00.159	11	2:01.214	12	2:01.323	13	2:02.225						

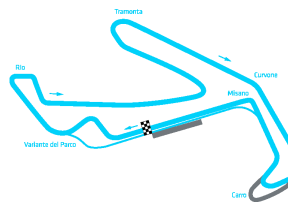
165 Nicolò Pezzuto , Mitjet Mitjet / ITA															
1	2:09.669	2	1:58.348	3	1:58.084	4	1:57.160	5	1:57.744	6	1:55.644	7	2:12.757	8	1:56.882

MISANO GRAND PRIX TRUCK 2018

Misano World Circuit, length 4048 m

25.-27. MAY 2018

Super Cup 2018



Lap by Lap Race 2, 27.05.2018

9	1:57.761	10	1:56.403	11	1:56.417	12	1:56.141	13	1:56.584	14	2:06.048				
---	----------	----	----------	----	----------	----	----------	----	----------	----	----------	--	--	--	--

166 Angelo Pucci Grossi , Mitjet Mitjet / ITA

1	2:10.495	2	1:57.709	3	2:01.466	4	1:56.052	5	1:55.657	6	1:55.436	7	1:54.918	8	1:57.383
9	1:55.853	10	1:55.135	11	1:56.225	12	1:55.135	13	1:55.563	14	2:02.009				

170 Eliseo Cruciani , Citroen Saxo 1.6 1.6 Plus / ITA

1	2:20.986	2	2:04.082	3	2:01.198	4	2:00.197	5	2:01.318	6	2:04.837	7	2:02.946	8	2:01.771
9	2:01.233	10	2:00.510	11	2:00.906	12	2:02.585	13	2:06.139						

171 Giorgio Massaini , Citroen Saxo 1.6 Plus / ITA

1	2:35.349	2	2:11.399	3	2:12.696	4	2:13.396	5	2:14.573	6	2:11.905	7	2:14.475	8	2:29.225
9	2:39.231	10	2:29.870	11	2:33.208										

172 Mario Benvenuti , Peugeot 106 Rally Turismo 6 / ITA

1	2:41.890	2	2:21.845	3	2:27.502	4	2:29.344	5	2:31.765	6	2:23.904	7	2:21.794	8	2:45.515
9	2:31.823	10	2:33.857	11	2:34.468										

176 Pino Severino , Renault Clio 1,6 Clio 1.6 T / ITA

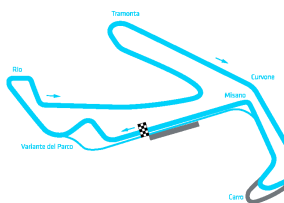
1	2:25.487	2	2:02.946	3	2:01.158	4	1:59.212	5	2:00.855	6	2:02.045	7	2:00.900	8	2:00.156
9	2:00.702	10	2:00.590	11	1:58.516	12	2:02.374	13	2:03.563						

MISANO GRAND PRIX TRUCK 2018

Misano World Circuit, length 4048 m

25.-27. MAY 2018

Super Cup 2018



Lap Analysis Race 2, 27.05.2018

18 Arturo Pucciarelli (ITA) (Alfa Romeo 147 2.0)

Theoretische Bestzeit: 1:51.392

Lap	D	Time	S1	S2	S3	Lap	D	Time	S1	S2	S3
1	1	2:12.560	44.533	46.315	41.712	8	1	2:04.692	29.962	53.802	40.928
2	1	1:53.871	28.530	44.308	41.033	9	1	1:56.134	28.649	45.412	42.073
3	1	1:53.284	28.915	44.044	40.325	10	1	1:55.719	29.122	45.634	40.963
4	1	1:52.151	28.062	43.385	40.704	11	1	1:53.611	28.584	43.987	41.040
5	1	1:52.124	27.863	43.771	40.490	12	1	1:54.361	28.848	43.986	41.527
6	1	1:52.406	28.515	43.747	40.144	13	1	1:55.819	29.096	45.207	41.516
7	1	1:54.956	29.844	44.580	40.532	14	1	2:00.482	30.010	46.126	44.346

19 Sergio Borsini (ITA) (Alfa Romeo 147)

Theoretische Bestzeit: 1:54.143

Lap	D	Time	S1	S2	S3	Lap	D	Time	S1	S2	S3
1	1	2:10.732	42.483	46.164	42.085	8	1	1:57.430	29.809	45.183	42.438
2	1	1:57.800	29.841	45.611	42.348	9	1	1:56.066	28.802	44.939	42.325
3	1	2:00.543	31.959	45.667	42.917	10	1	1:55.206	28.595	45.131	41.480
4	1	1:55.497	28.648	44.943	41.906	11	1	1:57.024	29.432	46.233	41.359
5	1	1:56.068	29.344	44.457	42.267	12	1	1:54.985	28.623	44.758	41.604
6	1	1:54.764	28.417	44.367	41.980	13	1	1:56.408	28.930	45.215	42.263
7	1	1:55.622	28.598	44.839	42.185	14	1	2:01.050	31.416	45.515	44.119

29 Massimo Regni (ITA) (Porsche 997 GT3 Cup)

Theoretische Bestzeit: 1:46.629

Lap	D	Time	S1	S2	S3	Lap	D	Time	S1	S2	S3
1	1	2:00.841	39.622	41.986	39.233	9	1	1:49.886	27.722	41.876	40.288
2	1	1:49.300	27.972	41.639	39.689	10	1	1:49.055	27.913	41.653	39.489
3	1	1:48.260	28.109	41.631	38.520	11	1	1:52.021	28.201	41.850	41.970
4	1	1:49.229	27.488	41.256	40.485	12	1	1:52.156	28.690	41.637	41.829
5	1	1:47.107	27.441	40.668	38.998	13	1	1:49.050	28.199	41.560	39.291
6	1	1:49.284	27.680	41.704	39.900	14	1	1:51.912	29.035	42.559	40.318
7	1	1:49.135	28.976	41.083	39.076	15	1	1:55.517	29.443	42.219	43.855
8	1	1:49.294	27.454	41.397	40.443						

31 Pierluigi Nebuloni (ITA) (Porsche Cayman)

Theoretische Bestzeit: 1:53.944

Lap	D	Time	S1	S2	S3	Lap	D	Time	S1	S2	S3
1	1	2:09.976	42.717	44.903	42.356	8	1	2:00.022	29.645	45.687	44.690
2	1	1:56.079	29.119	44.941	42.019	9	1	1:57.353	29.750	44.962	42.641
3	1	1:55.797	29.872	44.011	41.914	10	1	1:58.039	30.780	45.329	41.930
4	1	1:53.982	29.157	43.564	41.261	11	1	1:57.080	30.759	44.607	41.714
5	1	1:55.057	29.184	44.068	41.805	12	1	1:56.907	30.294	44.440	42.173
6	1	1:55.211	29.565	44.188	41.458	13	1	1:56.470	29.203	45.339	41.928
7	1	1:57.306	30.821	44.472	42.013	14	1	2:03.970	30.743	44.982	48.245

32 Patrick Daniel Bellezza (ITA) (Porsche Cayman)

Theoretische Bestzeit: 1:53.198

Lap	D	Time	S1	S2	S3	Lap	D	Time	S1	S2	S3
1	1	2:07.154	41.420	44.933	40.801	8	1	1:56.509	30.059	44.608	41.842
2	1	1:53.677	28.692	44.201	40.784	9	1	1:55.698	28.974	45.336	41.388
3	1	1:53.570	28.421	44.222	40.927	10	1	1:55.842	29.487	44.997	41.358
4	1	1:53.290	28.340	44.293	40.657	11	1	1:54.400	28.910	44.253	41.237
5	1	1:54.230	28.506	44.884	40.840	12	1	1:54.700	28.691	45.338	40.671
6	1	1:54.185	28.632	44.823	40.730	13	1	1:55.115	28.694	44.854	41.567
7	1	1:54.935	29.905	44.367	40.663	14	1	1:56.688	28.657	44.689	43.342

33 Luigia Martina Del Castello (ITA) (Chevrolet Lumina)

Theoretische Bestzeit: 1:44.049

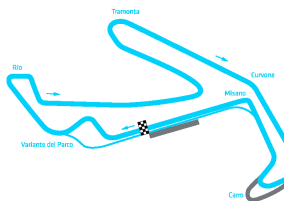
Lap	D	Time	S1	S2	S3	Lap	D	Time	S1	S2	S3
1	1	1:54.342	36.132	40.690	37.520	9	1	1:44.751	27.016	40.083	37.652
2	1	1:45.304	27.191	40.463	37.650	10	1	1:47.369	26.949	40.991	39.429
3	1	1:45.146	27.018	40.324	37.804	11	1	1:46.211	27.055	40.525	38.631
4	1	1:44.946	27.322	40.131	37.493	12	1	1:44.960	26.921	39.832	38.207
5	1	1:46.238	27.468	40.560	38.210	13	1	1:44.896	27.034	40.566	37.296
6	1	1:46.355	28.316	40.238	37.801	14	1	1:45.471	27.084	40.297	38.090
7	1	1:48.187	27.655	40.653	39.879	15	1	1:46.946	27.414	40.033	39.499
8	1	1:45.964	27.553	40.707	37.704						

MISANO GRAND PRIX TRUCK 2018

Misano World Circuit, length 4048 m

25.-27. MAY 2018

Super Cup 2018



Lap Analysis Race 2, 27.05.2018

34 Massimo Pigoli (ITA) (Porsche 997 Cup)

Theoretische Bestzeit: 1:41.883

Lap	D	Time	S1	S2	S3	Lap	D	Time	S1	S2	S3
1	1	1:49.820	33.671	39.358	36.791	9	1	1:44.284	26.697	40.136	37.451
2	1	1:42.145	26.230	39.396	36.519	10	1	1:44.854	26.268	40.266	38.320
3	1	1:41.940	26.225	39.139	36.576	11	1	1:43.748	27.386	39.607	36.755
4	1	1:44.272	26.614	40.719	36.939	12	1	1:44.594	26.634	39.423	38.537
5	1	1:43.523	26.461	40.240	36.822	13	1	1:44.131	26.566	39.471	38.094
6	1	1:44.277	26.295	39.817	38.165	14	1	1:45.168	26.372	40.357	38.439
7	1	1:45.007	26.864	39.742	38.401	15	1	1:44.590	26.827	40.191	37.572
8	1	1:44.401	26.938	39.382	38.081						

35 Alessandro Nervi (ITA) (Porsche 997 3.6)

Theoretische Bestzeit: 1:45.995

Lap	D	Time	S1	S2	S3	Lap	D	Time	S1	S2	S3
1	1	1:59.163	37.755	41.481	39.927	9	1	1:48.985	27.296	41.537	40.152
2	1	1:49.581	28.429	41.459	39.693	10	1	1:48.687	27.178	42.025	39.484
3	1	1:48.224	27.944	41.058	39.222	11	1	1:48.407	28.606	41.233	38.568
4	1	1:47.778	27.684	40.689	39.405	12	1	1:46.375	27.158	40.865	38.352
5	1	1:47.283	27.478	40.612	39.193	13	1	1:46.396	27.498	40.673	38.225
6	1	1:49.128	28.290	40.770	40.068	14	1	1:48.623	27.459	40.973	40.191
7	1	1:49.551	28.492	40.895	40.164	15	1	1:50.862	29.061	40.678	41.123
8	1	1:48.616	27.383	41.418	39.815						

36 Andrii Iefimenko (UKR) (Porsche 991)

Theoretische Bestzeit: 1:41.629

Lap	D	Time	S1	S2	S3	Lap	D	Time	S1	S2	S3
1	1	1:52.403	35.368	39.935	37.100	9	1	1:46.243	26.490	40.428	39.325
2	1	1:42.942	26.627	39.602	36.713	10	1	1:44.045	26.437	39.560	38.048
3	1	1:42.660	26.876	39.296	36.488	11	1	1:43.805	26.449	39.355	38.001
4	1	1:43.688	26.280	39.247	38.161	12	1	1:43.201	26.624	39.264	37.313
5	1	1:47.918	26.915	42.125	38.878	13	1	1:43.166	26.488	39.268	37.410
6	1	1:44.480	26.313	39.037	39.130	14	1	1:44.852	27.104	39.171	38.577
7	1	1:45.348	26.442	39.647	39.259	15	1	1:43.253	26.104	39.492	37.657
8	1	1:42.780	26.338	39.745	36.697						

37 Roberto Del Castello (ITA) (Cadillac CTS-V)

Theoretische Bestzeit: 1:44.459

Lap	D	Time	S1	S2	S3	Lap	D	Time	S1	S2	S3
1	1	2:22.063	55.554	44.749	41.760	8	1	1:58.665	38.260	41.910	38.495
2	1	1:51.178	30.113	41.344	39.721	9	1	1:46.870	27.095	40.662	39.113
3	1	1:46.274	27.570	40.686	38.018	10	1	1:46.285	27.945	40.711	37.629
4	1	1:45.062	26.918	40.130	38.014	11	1	1:47.500	27.744	40.838	38.918
5	1	1:45.171	27.289	40.036	37.846	12	1	1:46.540	27.678	40.608	38.254
6	1	1:45.023	27.327	40.191	37.505	13	1	1:48.556	27.713	40.600	40.243
7	1	2:28.252	27.158	40.568							

38 Lucio Cosimo Giofrè (ITA) (Porsche 991)

Theoretische Bestzeit: 1:42.374

Lap	D	Time	S1	S2	S3	Lap	D	Time	S1	S2	S3
1	1	1:51.744	34.927	39.645	37.172	9	1	1:45.428	27.426	40.380	37.622
2	1	1:42.588	26.390	39.268	36.930	10	1	1:46.589	27.203	40.041	39.345
3	1	1:42.374	26.366	39.236	36.772	11	1	1:46.662	27.877	40.186	38.599
4	1	1:44.730	27.109	39.405	38.216	12	1	1:43.828	26.500	40.114	37.214
5	1	1:53.999	26.549	48.651	38.799	13	1	1:45.579	27.108	39.951	38.520
6	1	1:44.875	27.805	39.804	37.266	14	1	1:45.625	27.265	40.030	38.330
7	1	1:49.441	27.119	40.610	41.712	15	1	1:47.093	27.654	40.436	39.003
8	1	1:45.110	27.380	40.217	37.513						

42 Mario Alessandro Cagliani (ITA) (Porsche 997 Cup)

Theoretische Bestzeit: 1:45.700

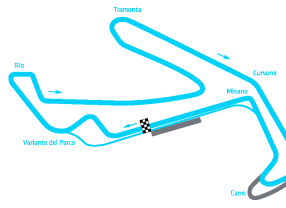
Lap	D	Time	S1	S2	S3	Lap	D	Time	S1	S2	S3
1	1	2:00.497	38.909	41.943	39.645	9	1	1:47.155	27.156	41.088	38.911
2	1	1:49.191	27.982	41.133	40.076	10	1	1:47.966	27.476	42.135	38.355
3	1	1:48.275	27.678	41.154	39.443	11	1	1:48.357	27.534	40.772	40.051
4	1	1:48.037	27.585	40.732	39.720	12	1	1:47.451	26.899	41.581	38.971
5	1	1:48.003	27.905	40.448	39.650	13	1	1:45.936	27.097	40.486	38.353
6	1	1:48.924	27.353	40.973	40.598	14	1	1:48.479	27.403	41.124	39.952
7	1	1:48.538	27.699	41.463	39.376	15	1	1:48.905	27.638	41.021	40.246

MISANO GRAND PRIX TRUCK 2018

Misano World Circuit, length 4048 m

25.-27. MAY 2018

Super Cup 2018



Lap Analysis Race 2, 27.05.2018

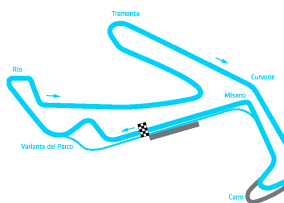
Lap	D	Time	S1	S2	S3	Lap	D	Time	S1	S2	S3
8	1	1:49.027	27.198	41.714	40.115						

MISANO GRAND PRIX TRUCK 2018

Misano World Circuit, length 4048 m

25.-27. MAY 2018

Super Cup 2018



Lap Analysis Race 2, 27.05.2018

44 Mauro Cesari (ITA) Alessandro Bettini (Seat Leon SC)

Theoretische Bestzeit: 1:50.613

Lap	D	Time	S1	S2	S3	Lap	D	Time	S1	S2	S3
1	1	2:04.108	40.771	43.090	40.247	8	1	1:52.204	28.931	42.824	40.449
2	1	1:51.102	28.110	42.743	40.249	9	1	1:52.316	28.607	43.309	40.400
3	1	1:50.700	27.886	42.798	40.016	10	1	1:52.653	28.349	42.711	41.593
4	1	1:51.451	27.962	43.453	40.036	11	1	1:51.160	28.093	42.819	40.248
5	1	1:54.160	29.461	43.246	41.453	12	1	1:53.109	28.177	43.078	41.854
6	1	1:52.328	28.310	43.115	40.903	13	1	1:52.619	28.494	42.752	41.373
7	1	1:51.686	28.297	43.122	40.267	14	1	1:55.057	29.123	44.252	41.682

45 Enrico Battaglia (ITA) (BMW M3 E46)

Theoretische Bestzeit: 1:49.960

Lap	D	Time	S1	S2	S3	Lap	D	Time	S1	S2	S3
1	1	2:21.697	53.193	45.931	42.573	8	1	1:52.588	27.863	44.853	39.872
2	1	1:54.479	30.066	43.512	40.901	9	1	1:54.723	28.484	45.048	41.191
3	1	1:53.939	28.904	43.328	41.707	10	1	1:52.588	28.556	43.229	40.803
4	1	1:53.095	28.506	42.774	41.815	11	1	1:50.501	27.870	42.539	40.092
5	1	1:53.758	28.269	44.634	40.855	12	1	1:51.746	27.850	43.069	40.827
6	1	1:51.281	28.220	43.197	39.864	13	1	1:51.305	27.602	43.602	40.101
7	1	1:50.942	28.178	42.945	39.819	14	1	1:52.026	27.662	43.383	40.981

46 Andrea Argenti (ITA) (Opel Astra TCR)

Theoretische Bestzeit: 1:47.415

Lap	D	Time	S1	S2	S3	Lap	D	Time	S1	S2	S3
1	1	1:57.374	36.777	41.694	38.903	8	1	1:49.731	27.590	42.488	39.653
2	1	1:48.299	27.594	42.076	38.629	9	1	1:48.756	27.749	41.984	39.023
3	1	1:47.853	27.178	41.917	38.758	10	1	1:49.646	27.624	42.464	39.558
4	1	1:47.490	27.246	41.608	38.636	11	1	1:50.423	28.267	42.557	39.599
5	1	1:48.877	27.199	42.465	39.213	12	1	1:55.823	28.668	43.916	43.239
6	1	1:50.811	27.226	42.313	41.272	13	1	2:00.773	29.332	46.150	45.291
7	1	1:47.922	27.411	41.648	38.863	14	1	1:59.105	30.033	44.429	44.643

48 Francesco Savoia (ITA) Filippo Maria Zanin (Seat Leon TCR)

Theoretische Bestzeit: 1:46.859

Lap	D	Time	S1	S2	S3	Lap	D	Time	S1	S2	S3
1	1	1:59.854	38.177	41.771	39.906	6	1	1:50.249	26.807	42.396	41.046
2	1	1:47.726	26.803	41.682	39.241	7	1	1:48.452	27.287	42.480	38.685
3	1	1:47.898	27.299	41.872	38.727	8	1	9:25.783	27.631	56.122	
4	1	1:47.597	26.839	41.980	38.778	9	1	2:03.411	42.455	41.849	39.107
5	1	1:47.704	26.837	41.972	38.895	10	1	1:47.135	26.725	41.958	38.452

77 Fausto Flavi (ITA) (Mini Cooper S)

Theoretische Bestzeit: 2:00.718

Lap	D	Time	S1	S2	S3	Lap	D	Time	S1	S2	S3
1	1	2:23.220	48.559	48.775	45.886	8	1	2:02.491	30.331	47.460	44.700
2	1	2:03.311	30.719	47.455	45.137	9	1	2:09.849	36.166	47.899	45.784
3	1	2:01.057	30.118	46.543	44.396	10	1	2:03.433	30.438	46.840	46.155
4	1	2:01.032	30.170	46.805	44.057	11	1	2:05.122	31.052	47.702	46.368
5	1	2:07.474	34.699	47.570	45.205	12	1	2:04.264	31.047	47.669	45.548
6	1	2:02.694	30.429	46.869	45.396	13	1	2:10.527	31.120	48.548	50.859
7	1	2:05.173	30.233	48.873	46.067						

91 Paulo Kopylets (UKR) Anton Polianychko (Ford Fiesta 1,6)

Theoretische Bestzeit: 2:01.328

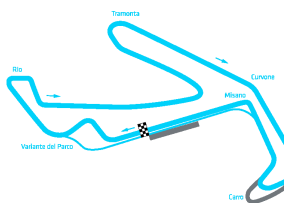
Lap	D	Time	S1	S2	S3	Lap	D	Time	S1	S2	S3
1	1	2:23.668	49.157	48.579	45.932	8	1	2:09.039	31.871	49.343	47.825
2	1	2:03.488	30.664	47.832	44.992	9	1	2:05.483	30.811	49.349	45.323
3	1	2:01.328	29.913	47.309	44.106	10	1	2:07.530	31.663	49.794	46.073
4	1	2:01.920	30.105	47.455	44.360	11	1	2:08.489	31.427	49.941	47.121
5	1	2:03.966	30.932	47.341	45.693	12	1	2:08.940	31.811	49.498	47.631
6	1	2:05.572	30.001	48.228	47.343	13	1	2:15.112	34.070	50.598	50.444
7	1	2:05.543	30.469	49.319	45.755						

MISANO GRAND PRIX TRUCK 2018

Misano World Circuit, length 4048 m

25.-27. MAY 2018

Super Cup 2018



Lap Analysis Race 2, 27.05.2018

92 Marco Tibiletti (ITA) Pierluigi Sturla (Honda Civic)

Theoretische Bestzeit: 2:04.965

Lap	D	Time	S1	S2	S3	Lap	D	Time	S1	S2	S3
1	1	2:33.112	49.795	55.199	48.118	8	1	2:09.029	31.703	50.037	47.289
2	1	2:07.200	32.026	49.194	45.980	9	1	2:07.773	31.455	48.918	47.400
3	1	2:06.638	31.378	48.791	46.469	10	1	2:10.737	33.420	50.094	47.223
4	1	2:06.476	31.205	49.135	46.136	11	1	2:06.634	32.035	48.891	45.708
5	1	2:09.410	33.329	48.052	48.029	12	1	2:07.280	31.677	48.740	46.863
6	1	2:07.452	32.058	48.896	46.498	13	1	2:14.312	31.439	49.908	52.965
7	1	2:10.165	31.940	49.724	48.501						

94 Gianfranco Billo (ITA) (Peugeot 206 RC)

Theoretische Bestzeit: 1:58.440

Lap	D	Time	S1	S2	S3	Lap	D	Time	S1	S2	S3
1	1	2:14.617	44.466	46.773	43.378	8	1	2:00.108	30.228	46.543	43.337
2	1	1:59.855	30.119	46.304	43.432	9	1	2:00.411	29.988	46.966	43.457
3	1	1:59.030	30.009	46.323	42.698	10	1	2:02.091	30.470	46.717	44.904
4	1	1:59.789	29.649	46.881	43.259	11	1	2:00.948	29.905	47.171	43.872
5	1	2:00.533	30.120	46.836	43.577	12	1	2:00.042	29.917	46.752	43.373
6	1	1:59.982	29.553	47.064	43.365	13	1	2:00.729	30.260	47.021	43.448
7	1	1:58.823	29.458	46.687	42.678						

95 Michele Febbraro (ITA) Alessandro Bonacini (Honda Civic)

Theoretische Bestzeit: 2:00.014

Lap	D	Time	S1	S2	S3	Lap	D	Time	S1	S2	S3
1	1	2:15.226	45.180	46.686	43.360	8	1	2:02.750	30.371	47.167	45.212
2	1	2:08.208	36.942	47.636	43.630	9	1	2:01.334	30.911	46.822	43.601
3	1	2:00.590	30.501	46.283	43.806	10	1	2:02.081	31.597	46.766	43.718
4	1	2:01.717	30.883	46.711	44.123	11	1	2:08.414	32.419	49.767	46.228
5	1	2:01.547	30.600	46.491	44.456	12	1	2:08.677	31.955	48.558	48.164
6	1	2:05.013	30.979	47.556	46.478	13	1	2:14.091	31.553	50.302	52.236
7	1	2:01.735	30.934	46.949	43.852						

96 Andrea Ruani (ITA) Gabriele Ceteroni (Citroen Saxo)

Theoretische Bestzeit: 2:01.664

Lap	D	Time	S1	S2	S3	Lap	D	Time	S1	S2	S3
1	1	2:26.255	50.152	49.889	46.214	8	1	2:04.973	30.859	48.036	46.078
2	1	2:02.671	30.424	47.718	44.529	9	1	2:06.131	30.894	48.442	46.795
3	1	2:03.173	30.726	47.528	44.919	10	1	2:04.798	30.670	48.096	46.032
4	1	2:01.941	30.240	47.728	43.973	11	1	2:22.249	33.238	1:03.009	46.002
5	1	2:02.194	30.582	47.451	44.161	12	1	2:04.788	31.193	48.098	45.497
6	1	2:02.761	30.561	47.811	44.389	13	1	2:32.059	34.177	1:06.494	51.388
7	1	2:03.749	30.597	48.825	44.327						

112 Andrea Bonifazi (ITA) (Citroen Saxo)

Theoretische Bestzeit: 2:07.186

Lap	D	Time	S1	S2	S3	Lap	D	Time	S1	S2	S3
1	1	2:28.269	50.288	51.454	46.527	7	1	2:15.021	33.375	53.000	48.646
2	1	2:07.978	31.360	50.071	46.547	8	1	2:21.270	34.524	52.989	53.757
3	1	2:07.439	31.073	49.586	46.780	9	1	2:25.147	34.902	55.821	54.424
4	1	2:08.392	31.805	49.749	46.838	10	1	2:31.829	35.191	57.147	59.491
5	1	2:09.766	31.957	50.124	47.685	11	1	2:34.080	38.302	1:01.129	54.649
6	1	2:12.283	32.233	51.715	48.335	12	1	2:37.402	40.196	1:01.577	55.629

115 Pietro Fabris (ITA) Ivan Fabris (Citroen Saxo)

Theoretische Bestzeit: 2:06.230

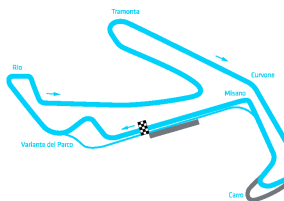
Lap	D	Time	S1	S2	S3	Lap	D	Time	S1	S2	S3
1	1	2:29.325	51.206	51.308	46.811	8	1	2:09.060	31.766	50.394	46.900
2	1	2:07.254	31.381	49.364	46.509	9	1	2:13.198	33.741	50.144	49.313
3	1	2:07.210	31.396	49.193	46.621	10	1	2:08.425	31.484	50.879	46.062
4	1	2:07.070	31.273	49.456	46.341	11	1	2:08.311	32.158	49.249	46.904
5	1	2:07.195	31.088	49.645	46.462	12	1	2:07.479	31.947	49.080	46.452
6	1	2:08.771	31.909	49.829	47.033	13	1	2:10.515	31.129	49.387	49.999
7	1	2:07.756	31.321	49.932	46.503						

MISANO GRAND PRIX TRUCK 2018

Misano World Circuit, length 4048 m

25.-27. MAY 2018

Super Cup 2018



Lap Analysis Race 2, 27.05.2018

126 Tonino Scocco (ITA) (Peugeot 106 1.3)

Theoretische Bestzeit: 2:08.290

Lap	D	Time	S1	S2	S3	Lap	D	Time	S1	S2	S3
1	1	2:30.453	52.309	51.173	46.971	7	1	2:10.508	31.575	50.596	48.337
2	1	2:08.555	31.631	50.357	46.567	8	1	2:12.415	32.493	51.583	48.339
3	1	2:09.179	31.366	50.699	47.114	9	1	2:13.366	33.014	52.364	47.988
4	1	2:10.357	31.471	50.809	48.077	10	1	2:13.828	32.004	51.967	49.857
5	1	2:09.971	31.709	50.722	47.540	11	1	2:11.959	31.822	51.392	48.745
6	1	2:10.254	31.634	50.623	47.997	12	1	2:13.263	32.118	51.579	49.566

127 Fabrizio Caprioni (ITA) (Peugeot 106 Rally)

Theoretische Bestzeit: 2:13.211

Lap	D	Time	S1	S2	S3	Lap	D	Time	S1	S2	S3
1	1	2:36.048	52.818	53.741	49.489	5	1	2:13.354	32.730	52.382	48.242
2	1	2:13.962	32.911	52.446	48.605	6	1	2:14.680	33.764	52.613	48.303
3	1	2:15.229	32.587	52.767	49.875	7	1	2:16.822	33.934	52.876	50.012
4	1	2:16.513	33.253	52.776	50.484						

129 Fausto Amendolagine (ITA) (Peugeot 106 1.3)

Theoretische Bestzeit: 2:06.924

Lap	D	Time	S1	S2	S3	Lap	D	Time	S1	S2	S3
1	1	2:29.948	51.761	51.323	46.864	7	1	2:08.889	31.419	50.479	46.991
2	1	2:07.458	31.335	49.835	46.288	8	1	2:11.054	31.463	51.525	48.066
3	1	2:07.172	31.133	49.503	46.536	9	1	2:10.672	31.496	50.403	48.773
4	1	2:07.994	31.240	50.355	46.399	10	1	2:11.564	32.636	50.715	48.213
5	1	2:10.866	32.107	49.860	48.899	11	1	2:11.183	32.161	51.068	47.954
6	1	2:10.480	32.020	50.390	48.070	12	1	2:09.749	32.601	50.182	46.966

130 Matteo Sbei (ITA) Luca Re (Peugeot 106 Rally)

Theoretische Bestzeit: 2:20.748

Lap	D	Time	S1	S2	S3	Lap	D	Time	S1	S2	S3
1	1	2:43.824	55.488	55.980	52.356	7	1	2:21.053	35.433	54.927	50.693
2	1	2:25.858	35.128	56.475	54.255	8	1	2:25.084	35.654	56.401	53.029
3	1	2:28.647	37.859	57.308	53.480	9	1	2:31.293	36.802	59.311	55.180
4	1	2:26.625	35.792	57.855	52.978	10	1	2:28.882	37.983	57.177	53.722
5	1	2:24.493	35.610	56.075	52.808	11	1	2:35.108	39.502	58.212	57.394
6	1	2:24.067	36.784	56.332	50.951						

131 Alessandro Malavolta (ITA) (Peugeot 106)

Theoretische Bestzeit: 2:09.591

Lap	D	Time	S1	S2	S3	Lap	D	Time	S1	S2	S3
1	1	2:32.564	52.759	52.287	47.518	4	1	2:11.232	32.619	50.908	47.705
2	1	2:09.591	31.571	50.763	47.257	5	1	2:11.258	32.229	51.373	47.656
3	1	2:11.107	32.047	51.215	47.845	6	1	2:12.466	31.904	51.968	48.594

141 Emidio Luzi (ITA) Samuele Martinelli (Renault Clio Rs Cup)

Theoretische Bestzeit: 1:58.284

Lap	D	Time	S1	S2	S3	Lap	D	Time	S1	S2	S3
1	1	2:18.837	46.249	48.151	44.437	4	1	1:59.283	30.301	46.450	42.532
2	1	1:59.352	30.217	45.914	43.221	5	1	1:59.479	29.838	46.797	42.844
3	1	1:59.481	30.450	46.369	42.662						

142 Gianluca Dragani (ITA) Andrea Gianì (Renault Clio Rs Cup)

Theoretische Bestzeit: 1:58.788

Lap	D	Time	S1	S2	S3	Lap	D	Time	S1	S2	S3
1	1	2:19.697	47.528	48.100	44.069	7	1	2:01.138	29.529	48.255	43.354
2	1	2:00.731	30.081	46.474	44.176	8	1	1:59.466	29.706	46.113	43.647
3	1	1:59.747	30.000	46.261	43.486	9	1	2:00.372	29.684	47.466	43.222
4	1	2:00.246	29.515	47.297	43.434	10	1	2:00.934	30.849	46.925	43.160
5	1	2:00.551	29.523	47.357	43.671	11	1	2:00.770	29.995	47.097	43.678
6	1	2:02.630	30.065	46.553	46.012	12	1	2:00.595	29.553	46.858	44.184

143 Fabrizio Paolo Tablò (ITA) (Renault Clio Rs Cup)

Theoretische Bestzeit: 1:55.837

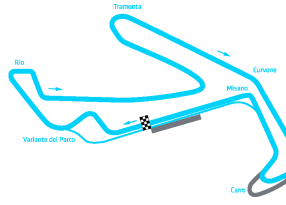
Lap	D	Time	S1	S2	S3	Lap	D	Time	S1	S2	S3
1	1	2:11.967	43.409	46.422	42.136	8	1	1:57.576	28.723	45.585	43.268
2	1	1:57.452	29.702	45.346	42.404	9	1	1:58.349	29.960	45.663	42.726
3	1	2:01.969	31.868	45.560	44.541	10	1	1:56.669	29.109	45.395	42.165
4	1	1:56.184	28.957	45.079	42.148	11	1	1:56.826	28.932	45.442	42.452

MISANO GRAND PRIX TRUCK 2018

Misano World Circuit, length 4048 m

25.-27. MAY 2018

Super Cup 2018



Lap Analysis Race 2, 27.05.2018

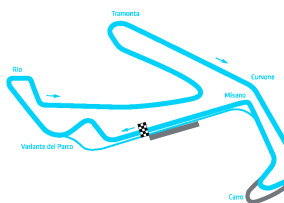
Lap	D	Time	S1	S2	S3	Lap	D	Time	S1	S2	S3
5	1	1:56.206	28.773	45.267	42.166	12	1	1:56.905	28.930	45.726	42.249
6	1	1:56.774	29.220	45.002	42.552	13	1	1:56.472	28.800	45.560	42.112
7	1	1:57.475	29.168	45.390	42.917	14	1	1:56.984	28.859	45.208	42.917

MISANO GRAND PRIX TRUCK 2018

Misano World Circuit, length 4048 m

25.-27. MAY 2018

Super Cup 2018



Lap Analysis Race 2, 27.05.2018

144 Alberto Rizzo (ITA) Bastrychev Kyrlyo (Renault Clio Rs Cup) Theoretische Bestzeit: 1:58.385

Lap	D	Time	S1	S2	S3	Lap	D	Time	S1	S2	S3
1	1	2:17.957	47.124	47.970	42.863	4	1	1:59.301	29.862	46.111	43.328
2	1	1:59.934	30.058	46.299	43.577	5	1	2:00.251	29.632	46.368	44.251
3	1	1:59.599	30.307	46.650	42.642						

145 Massimo Billo (ITA) (Renault Clio Rs Cup) Theoretische Bestzeit: 1:56.124

Lap	D	Time	S1	S2	S3	Lap	D	Time	S1	S2	S3
1	1	2:13.552	43.685	46.980	42.887	6	1	1:56.870	28.641	45.703	42.526
2	1	1:57.211	29.089	45.530	42.592	7	1	1:59.216	28.686	46.023	44.507
3	1	1:57.200	29.198	46.049	41.953	8	1	4:03.549	2:31.569	46.264	45.716
4	1	1:57.440	28.795	45.808	42.837	9	1	4:09.581	2:35.395	47.587	46.599
5	1	3:55.193	2:26.642	45.799	42.752	10	1	2:10.446	29.975	50.518	49.953

146 Mario Beltrami (ITA) (Renault Clio Rs Cup) Theoretische Bestzeit: 1:47.529

Lap	D	Time	S1	S2	S3	Lap	D	Time	S1	S2	S3
1	1	2:12.210	43.580	46.521	42.109	8	1	1:57.087	29.197	45.646	42.244
2	1	1:57.550	29.782	45.237	42.531	9	1	2:05.406	28.842	45.596	50.968
3	1	1:57.283	29.927	45.494	41.862	10	1	1:49.231	20.685	46.043	42.503
4	1	1:56.845	29.023	45.295	42.527	11	1	1:57.433	29.367	46.459	41.607
5	1	1:58.092	29.572	45.933	42.587	12	1	1:57.097	29.611	45.421	42.065
6	1	1:56.567	29.038	45.423	42.106	13	1	1:56.910	28.816	45.736	42.358
7	1	1:56.980	29.130	45.681	42.169	14	1	1:57.856	28.826	45.563	43.467

147 Andrea Dalla Bona (ITA) (Renault Clio Rs Cup) Theoretische Bestzeit: 1:57.318

Lap	D	Time	S1	S2	S3	Lap	D	Time	S1	S2	S3
1	1	2:16.250	46.502	46.828	42.920	8	1	1:58.437	29.224	46.242	42.971
2	1	1:58.819	29.732	45.653	43.434	9	1	1:58.502	29.552	46.049	42.901
3	1	1:59.046	30.317	46.185	42.544	10	1	1:59.582	29.421	45.675	44.486
4	1	1:59.474	29.348	45.957	44.169	11	1	2:00.195	29.727	45.550	44.918
5	1	1:59.431	30.103	46.377	42.951	12	1	1:58.396	29.449	46.267	42.680
6	1	1:59.367	29.578	46.010	43.779	13	1	1:58.254	29.331	45.604	43.319
7	1	1:58.105	29.430	45.997	42.678	14	1	1:42.636			56.073

149 Massimo Massaro (ITA) (Renault Clio Rs Cup) Theoretische Bestzeit: 1:59.538

Lap	D	Time	S1	S2	S3	Lap	D	Time	S1	S2	S3
1	1	2:27.048	50.670	48.536	47.842	7	1	2:24.025	33.982	57.189	52.854
2	1	2:02.610	30.143	47.379	45.088	8	1	2:30.146	38.083	55.961	56.102
3	1	2:01.659	30.358	47.135	44.166	9	1	2:27.123	38.979	55.134	53.010
4	1	1:59.538	29.686	46.126	43.726	10	1	2:23.888	36.048	54.098	53.742
5	1	2:07.040	31.001	46.910	49.129	11	1	2:25.033	36.268	53.910	54.855
6	1	2:24.117	36.363	53.934	53.820	12	1	2:25.045	34.529	53.639	56.877

163 Marcello Gunnella (ITA) (Mitjet) Theoretische Bestzeit: 1:59.665

Lap	D	Time	S1	S2	S3	Lap	D	Time	S1	S2	S3
1	1	2:20.585	48.000	47.828	44.757	8	1	2:03.388	30.806	47.401	45.181
2	1	2:01.217	30.970	46.564	43.683	9	1	2:00.358	30.595	46.277	43.486
3	1	2:00.960	30.282	46.665	44.013	10	1	2:00.159	30.137	46.042	43.980
4	1	2:00.719	30.584	46.281	43.854	11	1	2:01.214	30.378	46.199	44.637
5	1	2:00.556	30.449	46.201	43.906	12	1	2:01.323	30.701	46.352	44.270
6	1	2:04.603	31.701	47.137	45.765	13	1	2:02.225	30.708	46.731	44.786
7	1	2:04.226	32.245	46.701	45.280						

165 Nicolò Pezzuto (ITA) (Mitjet) Theoretische Bestzeit: 1:55.069

Lap	D	Time	S1	S2	S3	Lap	D	Time	S1	S2	S3
1	1	2:09.669	41.925	45.201	42.543	8	1	1:56.882	29.070	45.331	42.481
2	1	1:58.348	30.246	45.092	43.010	9	1	1:57.761	29.255	46.405	42.101
3	1	1:58.084	30.495	45.155	42.434	10	1	1:56.403	28.921	45.223	42.259
4	1	1:57.160	29.709	44.959	42.492	11	1	1:56.417	29.111	45.592	41.714
5	1	1:57.744	29.557	44.775	43.412	12	1	1:56.141	29.358	44.434	42.349
6	1	1:55.644	29.024	44.841	41.779	13	1	1:56.584	29.266	45.405	41.913
7	1	2:12.757	45.694	44.832	42.231	14	1	2:06.048	29.081	45.177	51.790

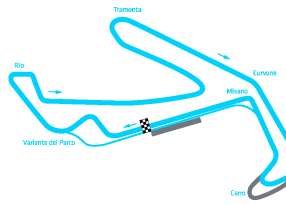
MISANO GRAND PRIX TRUCK 2018

Misano World Circuit, length 4048 m

25.-27. MAY 2018

Super Cup 2018

Lap Analysis Race 2, 27.05.2018

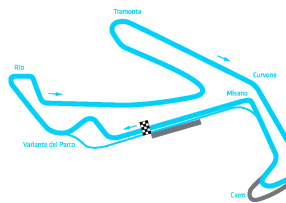


MISANO GRAND PRIX TRUCK 2018

Misano World Circuit, length 4048 m

25.-27. MAY 2018

Super Cup 2018



Lap Analysis Race 2, 27.05.2018

166 Angelo Pucci Grossi (ITA) (Mitjet)

Theoretische Bestzeit: 1:54.184

Lap	D	Time	S1	S2	S3	Lap	D	Time	S1	S2	S3
1	1	2:10.495	42.318	45.231	42.946	8	1	1:57.383	29.829	44.825	42.729
2	1	1:57.709	29.797	45.164	42.748	9	1	1:55.853	28.934	44.433	42.486
3	1	2:01.466	35.027	44.668	41.771	10	1	1:55.135	29.165	45.011	40.959
4	1	1:56.052	29.953	44.751	41.348	11	1	1:56.225	29.386	45.487	41.352
5	1	1:55.657	29.008	44.591	42.058	12	1	1:55.135	28.792	44.630	41.713
6	1	1:55.436	29.123	44.717	41.596	13	1	1:55.563	28.806	44.755	42.002
7	1	1:54.918	28.892	44.695	41.331	14	1	2:02.009	31.292	46.160	44.557

170 Eliseo Cruciani (ITA) (Citroen Saxo 1.6)

Theoretische Bestzeit: 1:59.985

Lap	D	Time	S1	S2	S3	Lap	D	Time	S1	S2	S3
1	1	2:20.986	46.488	50.181	44.317	8	1	2:01.771	29.718	47.716	44.337
2	1	2:04.082	32.256	47.914	43.912	9	1	2:01.233	30.021	47.568	43.644
3	1	2:01.198	30.140	47.345	43.713	10	1	2:00.510	29.928	47.002	43.580
4	1	2:00.197	29.711	47.012	43.474	11	1	2:00.906	29.509	47.131	44.266
5	1	2:01.318	30.202	47.014	44.102	12	1	2:02.585	30.658	47.482	44.445
6	1	2:04.837	30.090	48.320	46.427	13	1	2:06.139	30.521	48.445	47.173
7	1	2:02.946	31.791	47.143	44.012						

171 Giorgio Massaini (ITA) Fabrizio Massaini (Citroen Saxo)

Theoretische Bestzeit: 2:10.972

Lap	D	Time	S1	S2	S3	Lap	D	Time	S1	S2	S3
1	1	2:35.349	53.149	53.665	48.535	7	1	2:14.475	32.430	52.177	49.868
2	1	2:11.399	32.368	50.777	48.254	8	1	2:29.225	36.863	56.630	55.732
3	1	2:12.696	32.752	50.874	49.070	9	1	2:39.231	38.012	1:01.941	59.278
4	1	2:13.396	33.320	51.535	48.541	10	1	2:29.870	38.792	57.887	53.191
5	1	2:14.573	34.014	51.176	49.383	11	1	2:33.208	38.339	1:00.271	54.598
6	1	2:11.905	32.646	51.432	47.827						

172 Mario Benvenuti (ITA) Pier Alberto Maffia (Peugeot 106 Rally)

Theoretische Bestzeit: 2:20.345

Lap	D	Time	S1	S2	S3	Lap	D	Time	S1	S2	S3
1	1	2:41.890	54.471	54.845	52.574	7	1	2:21.794	35.091	54.754	51.949
2	1	2:21.845	34.697	53.829	53.319	8	1	2:45.515	53.758	57.285	54.472
3	1	2:27.502	35.246	55.537	56.719	9	1	2:31.823	40.040	55.302	56.481
4	1	2:29.344	37.246	56.209	55.889	10	1	2:33.857	38.727	56.210	58.920
5	1	2:31.765	38.389	56.776	56.600	11	1	2:34.468	36.673	57.895	59.900
6	1	2:23.904	34.823	57.262	51.819						

176 Pino Severino (ITA) (Renault Clio 1,6)

Theoretische Bestzeit: 1:58.392

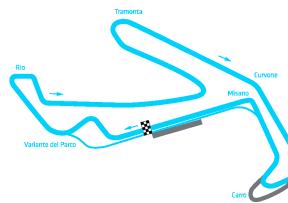
Lap	D	Time	S1	S2	S3	Lap	D	Time	S1	S2	S3
1	1	2:25.487	49.763	48.373	47.351	8	1	2:00.156	29.280	46.624	44.252
2	1	2:02.946	30.365	47.222	45.359	9	1	2:00.702	29.884	46.682	44.136
3	1	2:01.158	29.965	46.584	44.609	10	1	2:00.590	29.564	47.479	43.547
4	1	1:59.212	29.311	46.313	43.588	11	1	1:58.516	28.958	45.887	43.671
5	1	2:00.855	29.898	46.692	44.265	12	1	2:02.374	29.591	46.178	46.605
6	1	2:02.045	28.983	46.702	46.360	13	1	2:03.563	30.836	45.935	46.792
7	1	2:00.900	30.439	46.683	43.778						

MISANO GRAND PRIX TRUCK 2018

Misano World Circuit, length 4048 m

25.-27. MAY 2018

Super Cup 2018



Best Sector Times Race 2

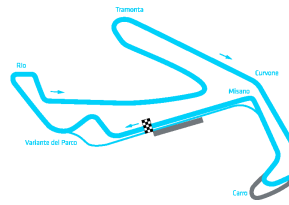
Pos.	sector 1			sector 2			sector 3			theoretical and best lap time				
	No	Driver	Time	No	Driver	Time	No	Driver	Time	No	Driver	theoretical	Best	Pos
1	146	Beltrami M.	20.685	36	Iefimenko A.	39.037	36	Iefimenko A.	36.488	36	Iefimenko A.	1:41.629	1:42.660	
2	36	Iefimenko A.	26.104	34	Pigoli M.	39.139	34	Pigoli M.	36.519	34	Pigoli M.	1:41.883	1:41.940	
3	34	Pigoli M.	26.225	38	Gioffrè L.	39.236	38	Gioffrè L.	36.772	38	Gioffrè L.	1:42.374	1:42.374	
4	38	Gioffrè L.	26.366	33	Del Castello L.	39.832	33	Del Castello L.	37.296	33	Del Castello L.	1:44.049	1:44.751	
5	48	Savoia-Zanin	26.725	37	Del Castello R.	40.036	37	Del Castello R.	37.505	37	Del Castello R.	1:44.459	1:45.023	
6	42	Cagliani M.	26.899	42	Cagliani M.	40.448	35	Nervi A.	38.225	42	Cagliani M.	1:45.700	1:45.936	
7	37	Del Castello R.	26.918	35	Nervi A.	40.612	42	Cagliani M.	38.353	35	Nervi A.	1:45.995	1:46.375	
8	33	Del Castello L.	26.921	29	Regni M.	40.668	48	Savoia-Zanin	38.452	29	Regni M.	1:46.629	1:47.107	
9	35	Nervi A.	27.158	46	Argenti A.	41.608	29	Regni M.	38.520	48	Savoia-Zanin	1:46.859	1:47.135	
10	46	Argenti A.	27.178	48	Savoia-Zanin	41.682	46	Argenti A.	38.629	46	Argenti A.	1:47.415	1:47.490	
11	29	Regni M.	27.441	45	Battaglia E.	42.539	45	Battaglia E.	39.819	146	Beltrami M.	1:47.529	1:49.231	
12	45	Battaglia E.	27.602	44	Cesari-Bettini	42.711	44	Cesari-Bettini	40.016	45	Battaglia E.	1:49.960	1:50.501	
13	18	Pucciarelli A.	27.863	18	Pucciarelli A.	43.385	18	Pucciarelli A.	40.144	44	Cesari-Bettini	1:50.613	1:50.700	
14	44	Cesari-Bettini	27.886	31	Nebuloni P.	43.564	32	Bellezza P.	40.657	18	Pucciarelli A.	1:51.392	1:52.124	
15	32	Bellezza P.	28.340	32	Bellezza P.	44.201	166	Grossi A.	40.959	32	Bellezza P.	1:53.198	1:53.290	
16	19	Borsini S.	28.417	19	Borsini S.	44.367	31	Nebuloni P.	41.261	31	Nebuloni P.	1:53.944	1:53.982	
17	145	Billo M.	28.641	166	Grossi A.	44.433	19	Borsini S.	41.359	19	Borsini S.	1:54.143	1:54.764	
18	143	Tablò F.	28.723	165	Pezzuto N.	44.434	146	Beltrami M.	41.607	166	Grossi A.	1:54.184	1:54.918	
19	166	Grossi A.	28.792	143	Tablò F.	45.002	165	Pezzuto N.	41.714	165	Pezzuto N.	1:55.069	1:55.644	
20	165	Pezzuto N.	28.921	146	Beltrami M.	45.237	145	Billo M.	41.953	143	Tablò F.	1:55.837	1:56.184	
21	176	Severino P.	28.958	145	Billo M.	45.530	143	Tablò F.	42.112	145	Billo M.	1:56.124	1:56.870	
22	31	Nebuloni P.	29.119	147	Dalla Bona A.	45.550	141	Luzi-Martinelli	42.532	147	Dalla Bona A.	1:57.318	1:58.105	
23	147	Dalla Bona A.	29.224	176	Severino P.	45.887	147	Dalla Bona A.	42.544	141	Luzi-Martinelli	1:58.284	1:59.283	
24	94	Billo G.	29.458	141	Luzi-Martinelli	45.914	144	Rizzo-Kyrlyo	42.642	144	Rizzo-Kyrlyo	1:58.385	1:59.301	
25	170	Cruciani E.	29.509	163	Gunnella M.	46.042	94	Billo G.	42.678	176	Severino P.	1:58.392	1:58.516	
26	142	Dragani-Giani	29.515	144	Rizzo-Kyrlyo	46.111	142	Dragani-Giani	43.160	94	Billo G.	1:58.440	1:58.823	
27	144	Rizzo-Kyrlyo	29.632	142	Dragani-Giani	46.113	95	Febbraro-Bonacini	43.360	142	Dragani-Giani	1:58.788	1:59.466	
28	149	Massaro M.	29.686	149	Massaro M.	46.126	170	Cruciani E.	43.474	149	Massaro M.	1:59.538	1:59.538	
29	141	Luzi-Martinelli	29.838	95	Febbraro-Bonacini	46.283	163	Gunnella M.	43.486	163	Gunnella M.	1:59.665	2:00.159	
30	91	Kopylets-Polianyckc	29.913	94	Billo G.	46.304	176	Severino P.	43.547	170	Cruciani E.	1:59.985	2:00.197	
31	77	Flavi F.	30.118	77	Flavi F.	46.543	149	Massaro M.	43.726	95	Febbraro-Bonacini	2:00.014	2:00.590	
32	163	Gunnella M.	30.137	170	Cruciani E.	47.002	96	Ruani-Ceteroni	43.973	77	Flavi F.	2:00.718	2:01.032	
33	96	Ruani-Ceteroni	30.240	91	Kopylets-Polianyckc	47.309	77	Flavi F.	44.057	91	Kopylets-Polianyckc	2:01.328	2:01.328	
34	95	Febbraro-Bonacini	30.371	96	Ruani-Ceteroni	47.451	91	Kopylets-Polianyckc	44.106	96	Ruani-Ceteroni	2:01.664	2:01.941	
35	112	Bonifazi A.	31.073	92	Tibiletti-Sturla	48.052	92	Tibiletti-Sturla	45.708	92	Tibiletti-Sturla	2:04.965	2:06.476	
36	115	Fabris-Fabris	31.088	115	Fabris-Fabris	49.080	115	Fabris-Fabris	46.062	115	Fabris-Fabris	2:06.230	2:07.070	
37	129	Amendolagine F.	31.133	129	Amendolagine F.	49.503	129	Amendolagine F.	46.288	129	Amendolagine F.	2:06.924	2:07.172	
38	92	Tibiletti-Sturla	31.205	112	Bonifazi A.	49.586	112	Bonifazi A.	46.527	112	Bonifazi A.	2:07.186	2:07.439	
39	126	Scocco T.	31.366	126	Scocco T.	50.357	126	Scocco T.	46.567	126	Scocco T.	2:08.290	2:08.555	
40	131	Malavolta A.	31.571	131	Malavolta A.	50.763	131	Malavolta A.	47.257	131	Malavolta A.	2:09.591	2:09.591	
41	171	Massaini-Massaini	32.368	171	Massaini-Massaini	50.777	171	Massaini-Massaini	47.827	171	Massaini-Massaini	2:10.972	2:11.399	
42	127	Caprioni F.	32.587	127	Caprioni F.	52.382	127	Caprioni F.	48.242	127	Caprioni F.	2:13.211	2:13.354	
43	172	Benvenuti-Maffia	34.697	172	Benvenuti-Maffia	53.829	130	Sbei-Re	50.693	172	Benvenuti-Maffia	2:20.345	2:21.794	

MISANO GRAND PRIX TRUCK 2018

Misano World Circuit, length 4048 m

25.-27. MAY 2018

Super Cup 2018



Best Sector Times Race 2

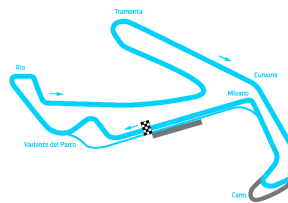
sector 1		sector 2		sector 3		theoretical and best lap time				
Pos.	No Driver	Time	No Driver	Time	No Driver	Time	No Driver	theoretical	Best	Pos
44	130 Sbei-Re	35.128	130 Sbei-Re	54.927	172 Benvenuti-Maffia	51.819	130 Sbei-Re	2:20.748	2:21.053	

MISANO GRAND PRIX TRUCK 2018

Misano World Circuit, length 4048 m

25.-27. MAY 2018

Super Cup 2018



Starting grid Race 2

127	Fabrizio Caproni Peugeot 106 Rally		24	
130	Matteo Sbei Peugeot 106 Rally	2:11.208	23	172 Mario Benvenuti Peugeot 106 Rally
131	Alessandro Malavolta Peugeot 106	2:09.600	22	171 Giorgio Massaini Citroen Saxo
149	Massimo Massaro Renault Clio Rs Cup	2:08.617	21	126 Tonino Scocco Peugeot 106 1.3
115	Pietro Fabris Citroen Saxo	2:06.691	20	129 Fausto Amendolagine Peugeot 106 1.3
176	Pino Severino Renault Clio 1,6	2:04.154	19	112 Andrea Bonifazi Citroen Saxo
96	Andrea Ruani Citroen Saxo	2:02.182	18	163 Marcello Gunnella Mitjet
92	Marco Tibiletti Honda Civic	2:01.075	17	91 Paulo Kopylets Ford Fiesta 1,6
170	Eliseo Cruciani Citroen Saxo 1.6	2:00.666	16	77 Fausto Flavi Mini Cooper S
142	Gianluca Dragani Renault Clio Rs Cup	1:59.815	15	144 Alberto Rizzo Renault Clio Rs Cup
76	Stefano Bosi Mini Cooper S	1:58.802	14	147 Andrea Dalla Bona Renault Clio Rs Cup
94	Gianfranco Billo Peugeot 206 RC	1:58.532	13	95 Michele Febbraro Honda Civic
145	Massimo Billo Renault Clio Rs Cup	1:56.552	12	141 Emidio Luzi Renault Clio Rs Cup
143	Fabrizio Paolo Tablò Renault Clio Rs Cup	1:56.179	11	19 Sergio Borsini Alfa Romeo 147
146	Mario Beltrami Renault Clio Rs Cup	1:55.368	10	165 Nicolò Pezzuto Mitjet
43	Cataldo Romano Porsche 997 3,8	1:54.842	9	166 Angelo Pucci Grossi Mitjet
32	Patrick Daniel Bellezza Porsche Cayman	1:54.120	8	30 Marco Maranelli Jaguar S-Type
18	Arturo Pucciarelli Alfa Romeo 147 2.0	1:51.608	7	31 Pierluigi Nebuloni Porsche Cayman
45	Enrico Battaglia BMW M3 E46	1:50.306	6	44 Mauro Cesari Seat Leon SC

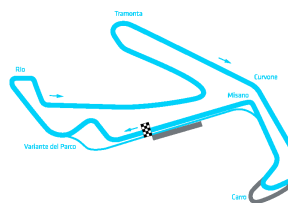


MISANO GRAND PRIX TRUCK 2018

Misano World Circuit, length 4048 m

25.-27. MAY 2018

Super Cup 2018



Starting grid Race 2

48 Francesco Savoia Seat Leon TCR	1:48.717
---	----------

35 Alessandro Nervi Porsche 997 3.6	1:47.787
---	----------

37 Roberto Del Castello Cadillac CTS-V	1:45.569
--	----------

38 Lucio Cosimo Giofrè Porsche 991	1:43.852
--	----------

34 Massimo Pigoli Porsche 997 Cup	1:41.794
---	----------

Pole Position

5
4
3
2
1

29 Massimo Regni Porsche 997 GT3 Cup	1:49.568
--	----------

42 Mario Alessandro Cagliani Porsche 997 Cup	1:48.065
--	----------

46 Andrea Argenti Opel Astra TCR	1:47.175
--	----------

33 Luigia Martina Del Castell Chevrolet Lumina	1:45.292
--	----------

36 Andrii Iefimenko Porsche 991	1:43.237
---	----------

